



# Ultrabond ECO<sup>®</sup> 350

## Professional Solid Vinyl Flooring Adhesive



### DESCRIPTION

Ultrabond ECO 350 is a proprietary formulation based on a MAPEI acrylic polymer. It offers the unique flexibility of installing floor coverings after a short flash time or once the adhesive exhibits pressure-sensitive characteristics. Easy to apply and low in odor, Ultrabond ECO 350 is perfectly suited for the installation of flooring in occupied environments.

### FEATURES AND BENEFITS

- Transitional pressure-sensitive installation method for fast, secure grab and bond
- Plasticizer migration resistant for use with all solid vinyl flooring
- Easy trowelability for quick installations
- CRI Green Label Plus certified

### INDUSTRY STANDARDS AND APPROVALS

- CRI Green Label Plus #GLP12617. Refer to CRI's Website at [www.carpet-rug.org](http://www.carpet-rug.org) for additional information.
- RFCI IP #1, Recommended Installation Practice for Homogeneous Sheet Flooring
- RFCI IP #2, Recommended Installation Practice for Vinyl Composition Tile (VCT)
- CRI #104, Standard for Installation Specification of Commercial Carpet

LEED v3 Points Contribution

LEED Points

MR Credit 5, Regional Materials\* ..... Up to 2 points

IEQ Credit 4.1, Low-Emitting Materials –

Adhesives & Sealants .....1 point

*\* Using this product may help contribute to LEED certification of projects in the categories shown above. Points are awarded based on contributions of all project materials.*

### WHERE TO USE

- For the installation of solid vinyl sheet, solid vinyl plank, solid vinyl tile, solid vinyl-backed carpet, homogeneous PVC and VCT
- Interior commercial (office buildings and cafeterias)
- Interior residential (rental apartments, condominiums and houses)
- Interior institutional (hospitals, schools, universities, libraries and government buildings)

### LIMITATIONS

- Do not install over any substrates containing asbestos.
- For interior installations only
- Do not install when the moisture vapor emission rate (MVER) exceeds 5 lbs. per 1,000 sq. ft. (2,27 kg per 92,9 m<sup>2</sup>) per 24 hours, when using the anhydrous calcium chloride test (ASTM F1869).
- Do not install when the relative humidity of concrete slabs exceeds 80% (ASTM F2170).
- Use only when the substrate temperature is between 50°F and 90°F (10°C and 32°C).



- Do not use to install flooring materials with known dimensional stability issues.

### **SUITABLE SUBSTRATES**

- Exterior-grade plywood, Group 1, CC type
- Other approved wood underlayments (per manufacturer recommendations)
- Concrete and properly prepared cement terrazzo
- Cement-based self-leveling underlayments and patching compounds
- Embossing levelers applied over existing, properly prepared and fully bonded ceramic tile, sheet vinyl (one layer only) and VCT (one layer only)
- Properly prepared and primed gypsum underlayments that meet the ASTM F2419 requirements for compressive strength
- Radiant-heat systems that have been properly installed

Consult MAPEI's Technical Services Department for installation recommendations regarding substrates and conditions not listed.

### **SURFACE PREPARATION**

- All substrates must be structurally sound, dry, solid and stable.
- The substrate should be clean and free of dust, dirt, oil, grease, paint, curing agents, concrete sealers, loosely bonded toppings, loose particles, old adhesive residues, and any other substance or condition that may prevent or reduce adhesion. All surfaces must be level, flat and smooth.

See MAPEI's "Surface Preparation Requirements" document in the Reference & Installation Guides section of the Floor Covering Installations Systems page on MAPEI's Website.

### **MIXING**

Choose all appropriate safety equipment before use. Refer to the Safety Data Sheet (SDS) for details.

- Ready to use; no mixing is necessary.

### **PRODUCT APPLICATION**

Read all installation instructions thoroughly before installation.

1. Select the appropriately notched trowel (see the "Approximate Coverage" chart on page 3).
2. Spread adhesive evenly over the subfloor, keeping the trowel at a 45-degree angle to the subfloor.
3. For flash time and working time, refer to the "Application Properties" chart on page 3.
4. Install flooring per the flooring manufacturer's instructions.
5. Roll the flooring with the recommended-weight roller across the width and length of the flooring surface.

### **CLEANUP**

- Promptly clean any adhesive smudges from the flooring material's surface with water while the adhesive is still fresh/wet.
- Clean tools with water while the adhesive is still fresh/wet. Clean with mineral spirits once dried. Use caution with mineral spirits, which may be harmful to some materials.

## Product Performance Properties

Laboratory Tests	Results
Solids content	60% to 75%
VOCs (Rule #1168 of California's SCAQMD)	15 g per L
Density	10 lbs. per U.S. gal., +/- 0,8 (1,2 g per mL, +/- 0.1)
pH	6 to 9
Flash point (ASTM D56)	> 212°F (100°C)

## Shelf Life and Product Characteristics (before mixing)

Shelf life	2 years when stored in original, unopened packaging at 73°F (23°C)
Storage conditions	40°F to 100°F (4°C to 38°C)
Composition	Vinyl acrylic polymer

Protect containers from freezing in transit and storage. Provide for heated storage on site and deliver all materials at least 24 hours before work begins.

## Application Properties at 73°F (23°C) and 50% relative humidity

General Characteristics		
Trowelability	Light	
Consistency	Buttery	
Color	Off-white	
Protect from traffic	24 hours for light traffic 72 hours for heavy traffic	
Application Characteristics over Porous Substrates		
	Flash time <sup>†</sup>	Working time <sup>††</sup>
Solid vinyl sheet	15 minutes	1 hour
Solid vinyl tile and plank, and VCT	15 minutes or until dry to touch	2 hours
Vinyl-backed carpet	15 minutes	1 hour
Application Characteristics over Nonporous Substrates		
	Flash time <sup>†</sup>	Working time <sup>††</sup>
Solid vinyl sheet	25 minutes	2 hours
Solid vinyl tile and plank, and VCT	25 minutes or until dry to touch	2 hours
Vinyl-backed carpet	25 minutes	2 hours

<sup>†</sup> Flash time is the recommended amount of time for a freshly applied adhesive to remain exposed to the air before the installation of a floor covering.

<sup>††</sup> Working time is the maximum amount of time that an adhesive can remain exposed to the air and still effectively bond to the floor covering.

Flash time and working time may vary based on temperature, humidity, substrate porosity, trowel size and jobsite conditions.




## Packaging

Size
Pail: 1 U.S. qt. (946 mL)
Pail: 1 U.S. gal. (3,79 L)
Pail: 4 U.S. gals. (15,1 L)

Ultrabond  
**ECO 350**



### Approximate Coverage\*

Flooring Type	Typical Trowel	Coverage
Solid vinyl sheet, solid vinyl tile, solid vinyl plank and VCT	1/32" x 1/16" x 1/32" (1 x 1,5 x 1 mm) 	185 to 245 sq. ft. per U.S. gal. (4,53 to 6,0 m <sup>2</sup> per L)
	1/16" x 1/16" x 1/16" (1,5 x 1,5 x 1,5 mm) 	125 to 185 sq. ft. per U.S. gal. (3,06 to 4,53 m <sup>2</sup> per L)
Vinyl-backed carpet	1/16" x 1/16" x 1/16" (1,5 x 1,5 x 1,5 mm) 	125 to 185 sq. ft. per U.S. gal. (3,06 to 4,53 m <sup>2</sup> per L)

\* Trowel dimensions are depth/width/space. Coverages shown are for estimating purposes only. Actual jobsite coverages may vary according to substrate conditions, type of trowel used and setting practices.

### RELATED DOCUMENT

Reference Guide: Surface Preparation Requirements for floor-covering installation systems	RGF0409*
---	----------

\* At [www.mapei.com](http://www.mapei.com)

Refer to the SDS for specific data related to VOCs, health and safety, and handling of product.

### STATEMENT OF RESPONSIBILITY

Before using, user shall determine the suitability of the product for its intended use and user alone assumes all risks and liability whatsoever in connection therewith.

**ANY CLAIM SHALL BE DEEMED WAIVED UNLESS MADE IN WRITING TO US WITHIN FIFTEEN (15) DAYS FROM DATE IT WAS, OR REASONABLY SHOULD HAVE BEEN, DISCOVERED.**

We proudly support the following industry organizations:



**MAPEI Headquarters of the Americas**  
1144 East Newport Center Drive  
Deerfield Beach, Florida 33442  
1-888-US-MAPEI (1-888-876-2734) /  
(954) 246-8888

**Technical Services**  
1-800-992-6273 (U.S. and Puerto Rico)  
1-800-361-9309 (Canada)  
**Customer Service**  
1-800-42-MAPEI (1-800-426-2734)

**Services in Mexico**  
0-1-800-MX-MAPEI (0-1-800-696-2734)  
**Edition Date:** July 15, 2015  
PR: 4068 MKT: 15-1647

For the most current BEST-BACKED™ product data and warranty information, visit [www.mapei.com](http://www.mapei.com).

All Rights Reserved. Printed in the USA. © 2015 MAPEI Corporation.