










Soho - Technical information, *Tiles and trims*

Tile collection performance based on industry standards.

Technical Information

	WATER ABSORPTION	ANSI / ISO - (%)	10% ≤E ≤18% - P4
	ABRASION RESISTANCE	ANSI / ISO	CLASS 0
	SCRATCH HARDNESS	ANSI / ISO - (Mohs)	GLOSSY 2 MATTE 2
	BREAKING STRENGTH	ANSI - (lbf) ISO - (N)	>230 >1000
	SHADE VARIATION		V1
	SLIP RESISTANCE	ANSI - DCOF (WET) ISO - R VALUE	GLOSSY N/A GLOSSY N/A MATTE N/A MATTE N/A
	CHEMICAL RESISTANCE	ANSI / ISO	CLASS B
	STAIN RESISTANCE	ANSI ISO	CLASS B CLASS 4
	FROST RESISTANCE	ANSI / ISO	NOT RESISTANT

Test values are based on ANSI / ISO standards according to: ANSI A137.1 Non-Vitreous P4 Class, ISO 13006 - L - Group BIII, EN 14411- L - Group BIII. Variances in test values can occur in different production lots.

Usage recommendation, *Tiles and trims*

Anatolia's recommendations for suitable applications.










Usage Recommendations*		GLOSSY GLAZED CERAMIC		MATTE GLAZED CERAMIC	
		WALL	FLOOR	WALL	FLOOR
INTERIOR	RESIDENTIAL	•		•	
	COMMERCIAL	•		•	
	HEAVY COMMERCIAL				
EXTERIOR	RESIDENTIAL / COMMERCIAL				

* These recommendations are not defined by ANSI/ISO standards.

Soho - Technical information, *Mosaics*

Tile collection performance based on industry standards.

Technical Information

	WATER ABSORPTION	ANSI / ISO - (%)	≤ 0.5
	ABRASION RESISTANCE	ANSI / ISO	CLASS 0, 3, 4
	SCRATCH HARDNESS	ANSI / ISO - (Mohs)	GLOSSY 5 MATTE 6 UNGLAZED 7
	BREAKING STRENGTH	ANSI - (lbf) ISO - (N)	>275 >1220
	SHADE VARIATION		V1
	SLIP RESISTANCE	ANSI - DCOF (WET) ISO - R VALUE	GLOSSY < 0.42 GLOSSY R(-) MATTE <0.42 MATTE R(-) UNGLAZED > 0.65 UNGLAZED R10
	CHEMICAL RESISTANCE	ANSI / ISO	CLASS A
	STAIN RESISTANCE	ANSI ISO	CLASS A CLASS 5
	FROST RESISTANCE	ANSI / ISO	PASS

Test values are based on ANSI / ISO standards according to: ANSI A137.1 - Porcelain tile P1 Class, ISO 13006 - G - Bia Group, En 14411 - G - Bia Group. Variances in test values can occur in different production lots.

Usage recommendation, *Mosaics*

Anatolia's recommendations for suitable applications.

Usage Recommendations*		GLOSSY GLAZED PORCELAIN		MATTE GLAZED PORCELAIN		MATTE UNGLAZED PORCELAIN	
		WALL	FLOOR	WALL	FLOOR	WALL	FLOOR
INTERIOR	RESIDENTIAL	•	•	•	•	•	•
	COMMERCIAL	•	•	•	•	•	•
	HEAVY COMMERCIAL	•		•		•	
EXTERIOR	RESIDENTIAL / COMMERCIAL	•		•		•	•










* These recommendations are not defined by ANSI/ISO standards.

Please note that the glossy beveled arabesque mosaic and the glossy scallop mosaic are only recommended to be used on the wall.

Soho - Technical information, *Patterned mosaics*

Tile collection performance based on industry standards.

Technical Information

	WATER ABSORPTION	ANSI / ISO - (%)	< 0.5
	ABRASION RESISTANCE	ANSI / ISO	CLASS 4
	SCRATCH HARDNESS	ANSI / ISO - (Mohs)	MATTE 6
	BREAKING STRENGTH	ANSI - (lbf) ISO - (N)	> 275 > 1220
	SHADE VARIATION		V1
	SLIP RESISTANCE	ANSI - DCOF (WET) ISO - R VALUE	MATTE < 0.42 MATTE R(-)
	CHEMICAL RESISTANCE	ANSI / ISO	CLASS A
	STAIN RESISTANCE	ANSI ISO	CLASS A CLASS 5
	FROST RESISTANCE	ANSI / ISO	PASS

Test values are based on ANSI / ISO standards according to: ANSI A137.1 - Porcelain tile P1 Class, ISO 13006 - G - Bia Group, En 14411 - G - Bia Group. Variances in test values can occur in different production lots.

Usage recommendation, *Patterned mosaics*

Anatolia's recommendations for suitable applications.

Usage Recommendations*		MATTE GLAZED PORCELAIN	
APPLICATION		WALL	FLOOR
INTERIOR	RESIDENTIAL	•	•
	COMMERCIAL	•	•
	HEAVY COMMERCIAL	•	
EXTERIOR	RESIDENTIAL / COMMERCIAL	•	

* These recommendations are not defined by ANSI/ISO standards.