

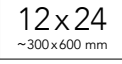
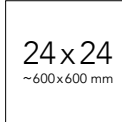
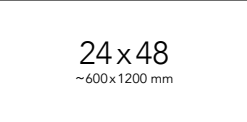









CARRARA



CÉRAMIQUE POLIE ET MATE 9 MM RECTIFIÉE POLISHED AND MATT CERAMIC 9 MM RECTIFIED		 2x2	 4x12	 12x24 ~300x600 mm	 24x24 ~600x600 mm	 24x48 ~600x1200 mm
	BLANC WHITE POLI POLISHED	5660310 02X2P	5660310 0412P	5660310 1224P	56603102 424P	5660310 2448P
	BLANC WHITE MAT MATT	5660310 02X2N	5660310 0412N	5660310 1224N	5660310 2424N	5660310 2448N

	Mcx / Bte Pces / Box	11	30	8	4	3
	Boites / Palette Boxes / Pallet	54	54	40	40	31
	Pouvoir couvrant / Bte Coverage / Box	10.76 pi ² 10.76 ft ²	9.68 pi ² 9.68 ft ²	15.5 pi ² 15.5 ft ²	15.5 pi ² 15.5 ft ²	23.25 pi ² 23.25 ft ²
	Poids / Bte Weight / Box	72.75 lb 22 kg	72.75 lb 19 kg	72.75 lb 30 kg	72.75 lb 30 kg	101.41 lb 46 kg
	Poids / Palette Weight / Pallet	2650 lb 1202 kg	2295 lb 1041 kg	2690 lb 1220 kg	2690 lb 1220 kg	3188 lb 1446 kg



*Les prix sont sujets à changements sans préavis, taxes non incluses. *Prices may change without notice, taxes not included.*

**Des frais de livraison sont applicables - Retour sur approbation (frais de 20%). *Delivery charges are applicable - Return upon approval (20% fees).*

***Toujours vérifier LOT et CALIBRE. *Always verify SHADE and CALIBER.*

****Dimensions Nominales | *Nominal Dimensions*