



Product Item Numbers

Mortar Bed Joint Profiles

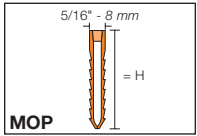


4.4 Schluter®-DILEX-MOP

H = mm - in.	Item No.
35 - 1-3/8	MOP 35 G
50 - 2	MOP 50 G
65 - 2-5/8	MOP 65 G

Length supplied: 8' 2-1/2" — 2.5 m

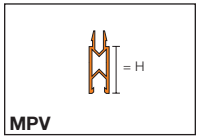
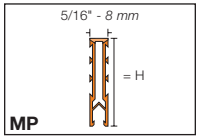
Note: Available in grey only



4.3 Schluter®-DILEX-MP

H = mm - in.	Item No.
35 - 1-3/8	MP 35 <i>color*</i>





Length supplied: 8' 2-1/2" — 2.5 m




4.3 Schluter®-DILEX-MPV

H = mm - in.	Item No.
15 - 9/16	MPV 15
25 - 1	MPV 25

***Color Codes**

 HB Light beige	 G Grey
 ZR Brick red	 GS Black

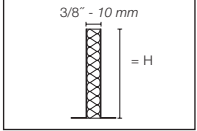
To complete the item number,
add the *color* code (e.g., MP 35 **G**).



9.1 Schluter®-DILEX-DFP

H = mm - in.	Item No.
60 - 2-3/8	DFP 6/100
80 - 3-1/8	DFP 8/100
100 - 4	DFP 10/100

Length supplied: 3' 3" - 1 m



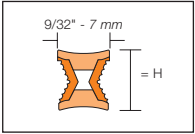
Surface Joint Profiles

Residential to Medium-Duty Commercial Applications



4.1 Schluter®-DILEX-EZ 6

H = mm - in.	Item No.
6 - 1/4	EZ <i>color</i> * 6



4.1 Schluter®-DILEX-EZ 9

H = mm - in.	Item No.
9 - 11/32	EZ <i>color</i> * 9

Length supplied: 8' 2-1/2" - 2.5 m

***Color Codes**

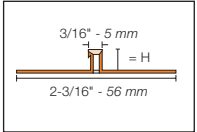
G Grey **CG** Yellow

To complete the item number, add the *color* code (e.g., EZ **M/G** 6).
M/G = Brass inlay / grey
C/CG = Chrome inlay / yellow



4.7 Schluter®-DILEX-BWS

H = mm - in.	Item No.
4.5 - 3/16	BWS 45 <i>color</i> *
6 - 1/4	BWS 60 <i>color</i> *
8 - 5/16	BWS 80 <i>color</i> *
9 - 11/32	BWS 90 <i>color</i> *
10 - 3/8	BWS 100 <i>color</i> *
11 - 7/16	BWS 110 <i>color</i> *
12.5 - 1/2	BWS 125 <i>color</i> *




Length supplied: 8' 2-1/2" - 2.5 m

***Color Codes**

BW Bright white **SP** Sand pebble **HB** Light beige **PG** Classic grey **G** Grey **GS** Black

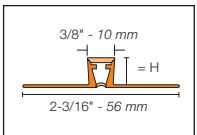
DA Dark anthracite **FG** Grout grey **SG** Stone grey **C** Cream

To complete the item number, add the *color* code (e.g., BWS 80 **G**).



4.6 Schluter®-DILEX-BWB

H = mm - in.	Item No.
6 - 1/4	BWB 60 <i>color</i> *
8 - 5/16	BWB 80 <i>color</i> *
10 - 3/8	BWB 100 <i>color</i> *
12.5 - 1/2	BWB 125 <i>color</i> *
15 - 9/16	BWB 150 G (Grey only)
20 - 3/4	BWB 200 G (Grey only)



Length supplied: 8' 2-1/2" - 2.5 m

***Color Codes**

BW Bright white **SP** Sand pebble **HB** Light beige **PG** Classic grey **G** Grey **GS** Black

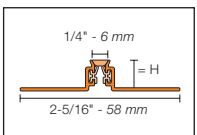
DA Dark anthracite **FG** Grout grey **SG** Stone grey **C** Cream

To complete the item number, add the *color* code (e.g., BWB 80 **G**).
 BWB 60 is not available in sand pebble (SP)



4.18 Schluter®-DILEX-AKWS

H = mm - in.	Item No.
8 - 5/16	AKWS 80 <i>color</i> *
9 - 11/32	AKWS 90 <i>color</i> *
10 - 3/8	AKWS 100 <i>color</i> *
11 - 7/16	AKWS 110 <i>color</i> *
12.5 - 1/2	AKWS 125 <i>color</i> *
14 - 17/32	AKWS 140 <i>color</i> *
16 - 5/8	AKWS 160 <i>color</i> *
21 - 13/16	AKWS 210 <i>color</i> *



Length supplied: 8' 2-1/2" - 2.5 m

***Color Codes**

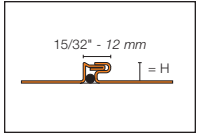
SP Sand pebble **HB** Light beige **PG** Classic grey

G Grey **GS** Black

To complete the item number, add the *color* code (e.g., AKWS 80 **G**).




Heavy-duty Commercial Applications



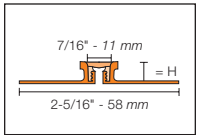
4.16 Schluter®-DILEX-EDP

H = mm - in.	Item No.
8 - 5/16	EDP 80
9 - 11/32	EDP 90
10 - 3/8	EDP 100
11 - 7/16	EDP 110
12.5 - 1/2	EDP 125
14 - 17/32	EDP 140
16 - 5/8	EDP 160
18.5 - 23/32	EDP 185
21 - 13/16	EDP 210
25 - 1	EDP 250
30 - 1-3/16	EDP 300

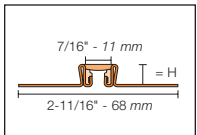
Length supplied: 8' 2-1/2" – 2.5 m



Aluminum



Stainless steel



4.8 Schluter®-DILEX-KSN

H = mm - in.	Item No.	
	Stainless steel 304 (1.4301 = V2A) (E)	Aluminum (A)
8 - 5/16	EKSN 80 <i>color*</i>	AKSN 80 <i>color*</i>
10 - 3/8	EKSN 100 <i>color*</i>	AKSN 100 <i>color*</i>
11 - 7/16	EKSN 110 <i>color*</i>	AKSN 110 <i>color*</i>
12.5 - 1/2	EKSN 125 <i>color*</i>	AKSN 125 <i>color*</i>
14 - 17/32	EKSN 140 <i>color*</i>	AKSN 140 <i>color*</i>
16 - 5/8	EKSN 160 <i>color*</i>	AKSN 160 <i>color*</i>
18.5 - 23/32	EKSN 185 <i>color*</i>	-
21 - 13/16	EKSN 210 <i>color*</i>	AKSN 210 <i>color*</i>
25 - 1	EKSN 250 <i>color*</i>	-
30 - 1-3/16	EKSN 300 <i>color*</i>	-

Length supplied: 8' 2-1/2" – 2.5 m

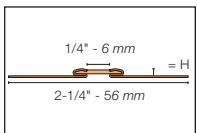
Accessories	Item No.
Rubber insert replacement	KSE / <i>color*</i>

***Color Codes**

SP Sand pebble	HB Light beige	PG Classic grey	G Grey	GS Black
DA Dark anthracite	FG Grout grey	SG Stone grey	C Cream	

To complete the item number, add the *color* code (e.g., EKSN 160 **PG**).

Note: DILEX-KSN is also available with stainless steel 316 L (1.4404 = V4A) anchoring legs.



4.8 Schluter®-DILEX-EKSB

H = mm - in.	Item No.
	Stainless steel 304 (1.4301 = V2A) (E)
2.5 - 3/32	EKSB 25 <i>color*</i>
4.5 - 3/16	EKSB 45 <i>color*</i>
6 - 1/4	EKSB 60 <i>color*</i>


Length supplied: 8' 2-1/2" – 2.5 m

***Color Codes**

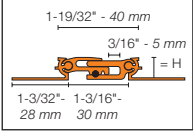
HB Light beige	PG Classic grey
G Grey	GS Black

To complete the item number, add the *color* code (e.g., EKSB 60 **G**).

Note: DILEX-EKSB is also available with stainless steel 316 L (1.4404 = V4A) anchoring legs.

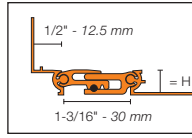


4.20 Schluter®-DILEX-BT



H =	Item No.	
mm - in.	Satin anodized aluminum (AE)	
8 - 5/16	AEBT 80	
10 - 3/8	AEBT 100	
12.5 - 1/2	AEBT 125	
15 - 9/16	AEBT 150	
17.5 - 11/16	AEBT 175	
20 - 3/4	AEBT 200	

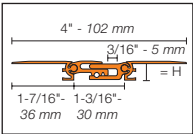
Length supplied: 8' 2-1/2" - 2.5 m



4.20 Schluter®-DILEX-BTO

H =	Item No.	
mm - in.	Satin anodized aluminum (AE)	
8 - 5/16	AEBT 80 / O 125	
10 - 3/8	AEBT 100 / O 125	
12.5 - 1/2	AEBT 125 / O 125	
15 - 9/16	AEBT 150 / O 125	
17.5 - 11/16	AEBT 175 / O 125	
20 - 3/4	AEBT 200 / O 125	

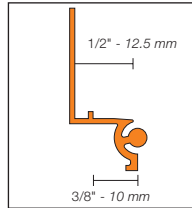
Length supplied: 8' 2-1/2" - 2.5 m



4.20 Schluter®-DILEX-BTS

H =	Item No.	
mm - po.	Satin anodized aluminum (AE)	
10 - 3/8	AEBTS 100	

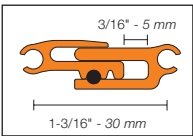
Length supplied: 8' 2-1/2" - 2.5 m



Schluter®-DILEX-BT/OT

mm - in.	Item No.	
12.5 - 1/2	AEBTO 125	

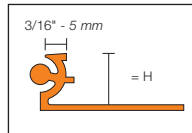
Length supplied: 8' 2-1/2" - 2.5 m



Schluter®-DILEX-BT/-MT

mm - in.	Item No.	
30 - 1-3/16	AEBT 30 MT	

Length supplied: 8' 2-1/2" - 2.5 m



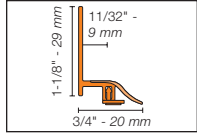
4.20 Schluter®-DILEX-BT/VT

H =	Item No.	
mm - in.	Satin anodized aluminum (AE)	
8 - 5/16	AEVT 80	
10 - 3/8	AEVT 100	
12.5 - 1/2	AEVT 125	
15 - 9/16	AEVT 150	
17.5 - 11/16	AEVT 175	
20 - 3/4	AEVT 200	

Length supplied: 8' 2-1/2" - 2.5 m



Perimeter Joint Profiles




4.10 Schluter®-DILEX-AS

H = mm - in.	Item No.
9 - 11/32	AS 20 BW

Color Code

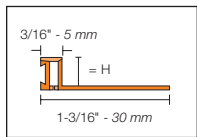
BW
Bright white



Note: Suitable for tiles 3/16" to 3/8" (4 - 10 mm) thick.

Accessories

Accessories	Item No.
End cap (right)	EKR/AS 20 BW
End cap (left)	EKL/AS 20 BW
Inside corner	I/AS 20 BW
2 inside corners + 1 right end cap + 1 left end cap	EKI/AS 20 BW



4.9 Schluter®-DILEX-BWA

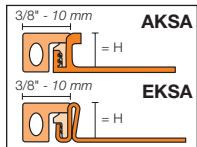
H = mm - in.	Item No.
4.5 - 3/16	BWA 45 <i>color*</i>
6 - 1/4	BWA 60 <i>color*</i>
8 - 5/16	BWA 80 <i>color*</i>
10 - 3/8	BWA 100 <i>color*</i>
12.5 - 1/2	BWA 125 <i>color*</i>

Length supplied: 8' 2-1/2" — 2.5 m

***Color Codes**

BW Bright white	SP Sand pebble	HB Light beige	PG Classic grey	G Grey	GS Black
DA Dark anthracite	FG Grout grey	SG Stone grey	C Cream		

To complete the item number, add the *color* code (e.g., BWA 80 **G**). BWA 45 is not available in sand pebble (SP).



4.9 Schluter®-DILEX-KSA

H = mm - in.	Item No.		
	Stainless steel 304 (1.4301 = V2A)	Stainless steel 316 L (1.4404 = V4A)	Aluminum
	(E)	(EV4A)	(A)
8 - 5/16	EKSA 80 <i>color*</i>	EKSA 80 <i>color*</i> /V4A	AKSA 80 <i>color*</i>
10 - 3/8	EKSA 100 <i>color*</i>	EKSA 100 <i>color*</i> /V4A	AKSA 100 <i>color*</i>
11 - 7/16	EKSA 110 <i>color*</i>	-	AKSA 110 <i>color*</i>
12.5 - 1/2	EKSA 125 <i>color*</i>	EKSA 125 <i>color*</i> /V4A	AKSA 125 <i>color*</i>
14 - 17/32	EKSA 140 <i>color*</i>	EKSA 140 <i>color*</i> /V4A	AKSA 140 <i>color*</i>
16 - 5/8	EKSA 160 <i>color*</i>	EKSA 160 <i>color*</i> /V4A	-
18.5 - 23/32	EKSA 185 <i>color*</i>	-	-
21 - 13/16	EKSA 210 <i>color*</i>	-	-
25 - 1	EKSA 250 <i>color*</i>	-	-
30 - 1-3/16	EKSA 300 <i>color*</i>	-	-

Length supplied: 8' 2-1/2" — 2.5 m

Accessories

Accessories	Item No.
Rubber insert replacement	KSAE/ <i>color*</i>

***Color Codes**

HB Light beige	PG Classic grey
G Grey	GS Black

To complete the item number, add the *color* code (e.g., EKSA 100 **HB**).