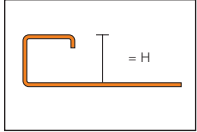




Stainless Steel



Stainless steel



2.10 Schluter®-QUADEC

H = mm - in.	Item No.			
	Stainless steel 304 (1.4301 = V2A) (E)	Brushed stainless steel 304 (1.4301 = V2A) (EB)	Stainless steel 304 (1.4301 = V2A) square check (ES1)	Stainless steel 304 (1.4301 = V2A) leather texture (ES2)
4.5 - 3/16	Q 45 E	-	-	-
6 - 1/4	Q 60 E	Q 60 EB	-	-
7 - 9/32	Q 70 E	Q 70 EB	-	-
8 - 5/16	Q 80 E	Q 80 EB	Q 80 ES1	Q 80 ES2
9 - 11/32	Q 90 E	Q 90 EB	-	-
10 - 3/8	Q 100 E	Q 100 EB	Q 100 ES1	Q 100 ES2
11 - 7/16	Q 110 E	Q 110 EB	Q 110 ES1	Q 110 ES2
12.5 - 1/2	Q 125 E	Q 125 EB	Q 125 ES1	Q 125 ES2
14 - 17/32	Q 140 E	Q 140 EB	-	-
15 - 9/16	Q 150 E	Q 150 EB	-	-

2.10 Schluter®-QUADEC

H = mm - in.	Connector for stainless steel profiles
6 - 1/4	V/RO 60 E
8 - 5/16	V/RO 80 E
10 - 3/8	V/RO 100 E
11 - 7/16	V/RO 110 E
12.5 - 1/2	V/RO 125 E

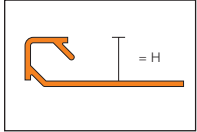
Length supplied: 8' 2-1/2" — 2.5 m

Accessories	Item No.
End cap, outside/inside corner	EV/ <i>profile item number*</i>

Aluminum



Aluminum



2.10 Schluter®-QUADEC




H = mm - in.	Item No.				
	Satin anodized aluminum (AE)	Polished chrome anodized aluminum (ACG)	Satin nickel anodized aluminum (AT)	Brushed nickel anodized aluminum (ATGB)	Brushed antique bronze anodized aluminum (ABGB)
4.5 - 3/16	Q 45 AE	Q 45 ACG	Q 45 AT	-	-
6 - 1/4	Q 60 AE	Q 60 ACG	Q 60 AT	-	Q 60 ABGB
8 - 5/16	Q 80 AE	Q 80 ACG	Q 80 AT	Q 80 ATGB	Q 80 ABGB
10 - 3/8	Q 100 AE	Q 100 ACG	Q 100 AT	Q 100 ATGB	Q 100 ABGB
12.5 - 1/2	Q 125 AE	Q 125 ACG	Q 125 AT	Q 125 ATGB	Q 125 ABGB
15 - 9/16	Q 150 AE	-	-	-	-
20 - 3/4	Q 200 AE	-	-	-	-

Length supplied: 8' 2-1/2" - 2.5 m

Accessories	Item No.
End cap, outside/inside corner	EV/ <i>profile item number*</i>

How to order corners:

*To complete the item number for corners, add the corresponding *profile item number* (e.g., EV/ **Q 80 E**).



Note: The same corner piece can be used to produce a 90° inside corner and a 90° outside corner. It can also be used as an end cap.

2.10 Schluter®-QUADEC

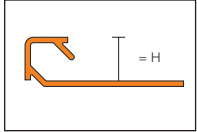
Length = 3.05 m - 10'

H = mm - in.	Item No.
	Polished chrome anodized aluminum (ACG)
8 - 5/16	Q 80 ACG/300
10 - 3/8	Q 100 ACG/300
12.5 - 1/2	Q 125 ACG/300

Aluminum



Aluminum



2.10 Schluter®-QUADEC

H = mm - in.	Item No.
	Textured color-coated aluminum (TS)
4.5 - 3/16	Q 45 <i>color*</i>
6 - 1/4	Q 60 <i>color*</i>
8 - 5/16	Q 80 <i>color*</i>
10 - 3/8	Q 100 <i>color*</i>
11 - 7/16	Q 110 <i>color*</i>
12.5 - 1/2	Q 125 <i>color*</i>

Length supplied: 8' 2-1/2" – 2.5 m

Connector for textured color-coated aluminum profiles

H = mm - in.	Connector
6 - 1/4	V/Q 60
8 - 5/16	V/RO 80
10 - 3/8	V/RO 100
11 - 7/16	V/RO 110
12.5 - 1/2	V/RO 125

2.10 Schluter®-QUADEC

Length = 3.05 m - 10'

H = mm - in.	Item No.
	Textured color-coated aluminum (TS)
6 - 1/4	Q 60 <i>color*/300</i>
8 - 5/16	Q 80 <i>color*/300</i>
10 - 3/8	Q 100 <i>color*/300</i>
11 - 7/16	Q 110 <i>color*/300</i>
12.5 - 1/2	Q 125 <i>color*/300</i>

***Color Codes**

TSR Rustic brown	TSDA Dark anthracite	TSLA Light anthracite	TSSG Stone grey	TSC Cream
TSBG Greige	TSI Ivory	TSB Beige	TSOB Bronze	TSG Pewter
MGS Matte black	MBW Matte white			

* To complete the item number, add the **color** code (e.g., Q 60 **TSC**).

Accessories	Item No.
End cap, outside/inside corner	EV/ <i>profile item number*</i>

2.10 Schluter®-QUADEC

H = mm - in.	Item No.
	Color-coated aluminum (AC)
4.5 - 3/16	Q 45 <i>color*</i>
6 - 1/4	Q 60 <i>color*</i>
8 - 5/16	Q 80 <i>color*</i>
10 - 3/8	Q 100 <i>color*</i>
11 - 7/16	Q 110 <i>color*</i>
12.5 - 1/2	Q 125 <i>color*</i>

***Color Codes**

BW Bright white	W White	SP Sand pebble	PG Classic grey
QG Quartz grey	VG Traffic grey	SB Black brown	GS Black

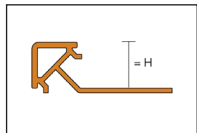
* To complete the item number, add the **color** code (e.g., Q 45 **G**).

Accessories	Item No.
End cap, outside corner, 90°	ED/ <i>profile item number*</i>

PVC



PVC



2.10 Schluter®-QUADEC

H = mm - in.	Item No.
	PVC (P)
6 - 1/4	PQ 60 <i>color*</i>
8 - 5/16	PQ 80 <i>color*</i>
10 - 3/8	PQ 100 <i>color*</i>
11 - 7/16	PQ 110 <i>color*</i>
12.5 - 1/2	PQ 125 <i>color*</i>

***Color Codes**

BW Bright white	W White	SP Sand pebble	BH Bahama
HB Light beige	HG Light grey	PG Classic grey	G Grey
GS Black			

* To complete the item number, add the **color** code (e.g., PQ 80 **PG**).

Accessories	Item No.
End cap, outside corner, 90°	E/ <i>profile item number*</i>