



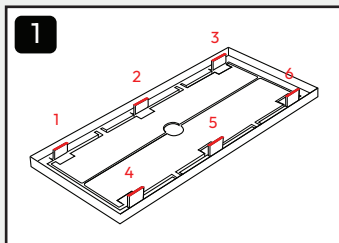
## Lite Damper

### INSTALL GUIDE

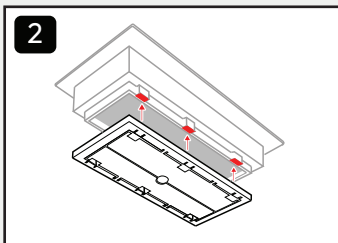


Scan to unlock  
your free warranty

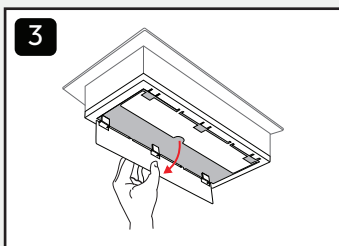
Or – on your phone?  
Press + hold the QR code to  
go straight there.



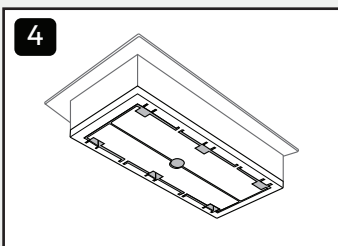
Position **Lite Damper** face down.  
Locate protruding **6 prongs**.



Align the Lite Damper **prongs** with  
vent. Apply pressure to secure.  
Listen for snapping sound.



Pull **damper wings** out to  
maximize airflow.



Push **damper wings** in to  
restrict airflow.