










# Classic - Technical information

Tile collection performance based on industry standards.

Technical Information			GLOSSY	MATTE
	WATER ABSORPTION	ANSI / ISO - (%)	10% ≤E ≤18% - P4	< 0.5%
	ABRASION RESISTANCE	ANSI / ISO	CLASS 0	CLASS 4
	SCRATCH HARDNESS	ANSI / ISO - (Mohs)	4	7
	BREAKING STRENGTH	ANSI - (lbf) ISO - (N)	>230 >1000	>300 >1300
	SHADE VARIATION		V2	V2
	SLIP RESISTANCE	ANSI - DCOF (WET) ISO - R VALUE	GLOSSY N/A GLOSSY N/A	MATTE ≥0.50 MATTE R (-)
	CHEMICAL RESISTANCE	ANSI / ISO	CLASS B	CLASS A
	STAIN RESISTANCE	ANSI ISO	CLASS B / CLASS 4	CLASS A / CLASS 5
	FROST RESISTANCE	ANSI / ISO	NOT RESISTANT	PASS

Test values are based on ANSI / ISO standards according to: ANSI A137.1 - Porcelain tile P1 Class, ISO 13006 - G - Bia Group - En 14411 - G - Bia Group.  
 Variances in test values can occur in different production lots.  
 Test values are based on ANSI / ISO standards according to: ANSI A137.1 Non-Vitreous P4 Class, ISO 13006 - L - Group BIII - EN 14411- L - Group BIII.  
 Variances in test values can occur in different production lots.

## Usage recommendations

Anatolia's recommendations for suitable applications.

Usage Recommendations*		GLOSSY GLAZED CERAMIC		MATTE GLAZED PORCELAIN	
APPLICATION		WALL	FLOOR	WALL	FLOOR
INTERIOR	RESIDENTIAL	•		•	•
	COMMERCIAL	•		•	•
	HEAVY COMMERCIAL			•	
EXTERIOR	RESIDENTIAL / COMMERCIAL			•	

\* These recommendations are not defined by ANSI/ISO standards.