

MSI

Making Dream Surfaces Attainable



Kenzzi

Porcelain and Ceramic Collection

www.msisurfaces.com

Colors




Azila 8"x8"



Brina 8"x8"



Indigo 8"x8"



Kasbah 8"x8"



Paloma 8"x8"




Tamensa 8"x8"



Tanzania 8"x8"




Zanzibar 8"x8"



Zoudia 8"x8"

Size	Thickness	AZILA	BRINA	INDIGO	KASBAH	PALOMA	TAMENSA	TANZANIA	ZANZIBAR	ZOUDIA
8x8	3/8"	NAZI8X8	NBRI8X8	NIND8X8	NKAS8X8	NPAL8X8	NTAM8X8	NTAN8X8	NZAN8X8	NPAL8X8



Mixana 7"x8" Hexagon

Size	Thickness	MIXANA
7x8	3/8"	NMIX7X8HEX

APPLICATIONS	Flooring	Counters	Wall	PEI Rating	Variation	COF	Breaking Strength	Water Absorption	Hardness
RESIDENTIAL	●	●	●	III	V2	DCOF - > 0.42 Wet	> 275 lbf	< 0.5%	7
LIGHT COMMERCIAL	●	●	●						
HEAVY COMMERCIAL	●	●	●						

Freeze / Thaw	Chemical Resistance	Rectified/ Non-Rectified	Glazed / Non Glazed
Resistant	Resistant	Pressed	Glazed

Come and play with our Kenzzi line! Put a playful spin on your floors with five encaustic patterns in an easy to spot 8"x8" size, one in 7"x8" hexagon. Perfect for making any space feel cozy and welcoming, these patterns are sure to impress.

Technical Information

Primary Colors: White, Grey, Black and Blue
Material Type: Glazed Porcelain
Finish: Matte

Installation

1/8" Grout Size is recommended on all tile installation. When installing rectangular tiles a less than 33% staggered brick lay is strongly recommended.

Features At A Glance

- Five patterns in 8X8 format, One in 7x8 hexagon
- Trendy encaustic prints that form unique patterns
- High quality Ink Jet technology

Large format tiles: It is mandatory that the mortar coverage on the floor surface and tile be greater than 95% coverage to be fully supported. Voids due to insufficient coverage will result in cracking and tile displacement.



Disclaimer : Wet Cutting Instruction: We recommend wet cutting or the score & snap method during the installation process. Do not dry cut product using power tools during the installation process. Improper installation techniques could expose installer to harmful silica dust. Recomendamos el corte en húmedo o el método de marcar y encajar durante el proceso de instalación. No corte en seco el producto utilizando herramientas eléctricas durante el proceso de instalación. Las técnicas de instalación inadecuadas podrían exponer al instalador a polvo de sílice nocivo. Variation in shade is an inherent attribute of porcelain tile. To ensure customer satisfaction: Make sure to look over all tiles before installing. Please select tile from same lot: same size, and numerical shade. Intersperse tiles throughout your job from different boxes. Rotate the tiles so there won't be repetitive patterns. *No claims accepted after tile installation.