


# PROSTYLE GRIP ACC

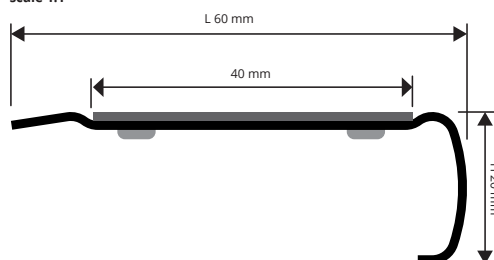
SATIN FINISH STAINLESS STEEL  
AISI 304/1.4301-V2A

**PROSTYLE GRIP ACC** is a non-slip profile in AISI 304/1.4301-V2A satin finish stainless steel, consisting of a 40 or 60 mm horizontal top with a groove for the insertion of a non-slip carborundum stripe and a 20mm vertical flat side. The profile can be fixed with adhesive film or with screws. The particular design of this profile makes it an elegant and appreciated solution also for modern stairs.

STEPS



PSYGRACS 6020  
scale 1:1



SATIN FINISH STAINLESS STEEL AISI 304/1.4301-V2A with protective film  
bar length 2,7 lm - pack. 20 Pcs - 54 lm

Article	L mm	€/lm	€/Pc
PSYGRACS 6020A	60		*
PSYGRACS 6020F	60		*

Without adhesive version deduct 3,00 €/LM to the gross price

The adhesive carborundum strip (PROGRIP) is not included with the profile.

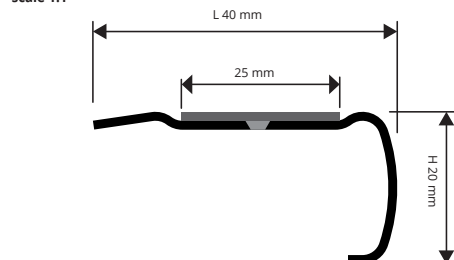
For PSYGRACS 6020A/F order PGR... 40 (Specify the chosen colour).

For PSYGRACS 4020A/F order PGR... 25 (Specify the chosen colour).

## COLOURS



PSYGRACS 4020  
scale 1:1



SATIN FINISH STAINLESS STEEL AISI 304/1.4301-V2A with protective film  
bar length 2,7 lm - pack. 20 Pcs - 54 lm

Article	L mm	€/lm	€/Pc
PSYGRACS 4020A	40		
PSYGRACS 4020F	40		

Without adhesive version deduct 3,00 €/LM to the gross price

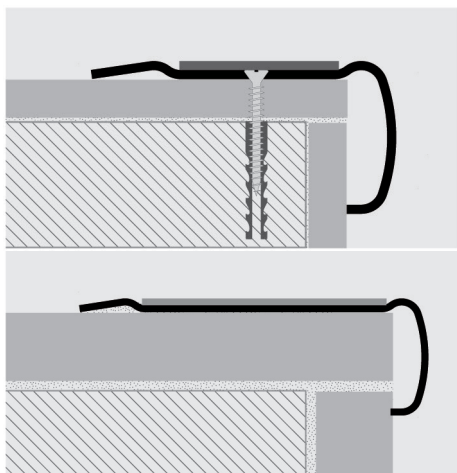
## END CAPS STAINLESS STEEL - R/L - pack. 2 Pcs - (1 R and 1 L)

Article	L mm	€/Pack.
TPSYGRACS 6020/1	60	*
TPSYGRACS 4020/1	40	

Articles not for sale singly

© 2022 All rights reserved by Progress Profiles. Printed in Italy

## EXAMPLES AND INSTRUCTIONS FOR LAYING METHODS



### Version with adhesive

1. Choose the profile according to the desired width and cut it to the necessary length; 2. Clean the surface on which the profile is to be laid, ensuring that it is dry. Remove the protective film and place the profile, applying adequate pressure on it; 3. Apply the adhesive non-slip carborundum insert of the desired color.

### Punched version

1. Choose the profile according to the desired width and cut it to the necessary length; 2. Mark the position of the holes using the existing holes on the profile as reference; 3. Drill the step using a drill with 5mm diameter and insert the 5x 25mm screws; 4. Screw the profile to the step; 5. Apply the adhesive non-slip carborundum insert of the desired color.

## SUITABLE FOR USE IN CONTACT WITH FOODSTUFFS

\* = Production on demand with minimum quantity of 100 pcs. Production delay 4/5 weeks. Price to be agreed

# PROGRIP

ADHESIVE CARBORUNDUM - 7 COLOURS

## ADHESIVE CARBORUNDUM NON-SLIP STRIP for STEPS

rolls length 18,2 lm

Article	Width mm	€/lm	€/Roll
PGRN 25	25		
PGRB 25	25		
PGRT 25	25		
PGRG 25	25		
PGRY 25	25		
PGRM 25	25		
PGRN 40	40		
PGRB 40	40		
PGRT 40	40		
PGRG 40	40		
PGRY 40	40		
PGRM 40	40		

## COLOURS

N - Black	B - White	T - Transparent
G - Gray	Y - Yellow	M - Brown
GN - Yellow/Black	The PGRT (transparent) are not suitable for outside use.	

## ADHESIVE NON-SLIP STRIP for STEPS - rolls length 18,2 lm

Article	Width mm	€/lm	€/Roll
PGRGN 20	20		
PGRGN 25	25		
PGRGN 50	50		

