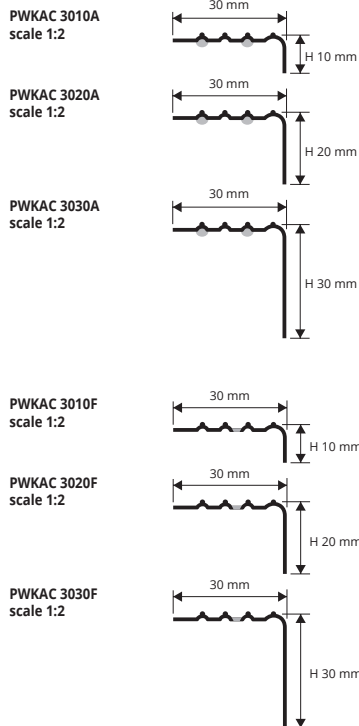


PROWALK ACC

POLISHED STAINLESS STEEL AISI 304/1.4301-V2A
PUNCHED OR SELF ADHESIVE

PROWALK ACC is steps protecting steel profile for existing scales. Its superior side level is crimped in order to increase its adhesion. Available in version or with holes either with adhesive. Available sizes: 30 x 10, 30 x 20, and 30 x 30 mm. All profiles are protected with protective film. It's ideal for the edges protection and screening as well as of the corner between the rising and the tread which is the point of the greatest strain.

STAIR nosing for existing steps



POLISHED STAINLESS STEEL AISI 304/1.4301-V2A with adhesive
thermo packed - bar length 2,7 lm - pack. 20 Pcs - 54 lm - 10/10mm

Article	L x H mm	€/lm	€/Pc
PWKAC 3010A	30 X 10		
PWKAC 3020A	30 X 20		
PWKAC 3030A	30 X 30		

INSTRUCTIONS FOR LAYING METHODS

Adhesive version

1. Choose the suitable profile and cut it to the necessary length.
2. Degrease, wash and clean the solid surface thoroughly. 3. Remove the protective paper from the adhesive. 4. Lay the profile by applying pressure evenly over the whole surface without using a hammer.

Punched version

1. Choose the suitable profile and cut it to the necessary length.
2. Mark the position of the holes using the existing holes in the profile as reference. 3. Insert the screw anchors into the drilled holes. 4. Fix the profile using flathead screws suitable for the relative slots in the profile.



POLISHED STAINLESS STEEL AISI 304/1.4301-V2A punched - with protective
film - bar length 2,7 lm - pack. 20 Pcs - 54 lm - 10/10mm

Article	L x H mm	€/lm	€/Pc
PWKAC 3010F	30 X 10		
PWKAC 3020F	30 X 20		
PWKAC 3030F	30 X 30		

COLOURS



ON DEMAND HAND-BRUSHED
STAINLESS STEEL
(Price to be agreed.
Production delay 4/5 weeks)

SUITABLE FOR USE IN CONTACT WITH FOODSTUFFS

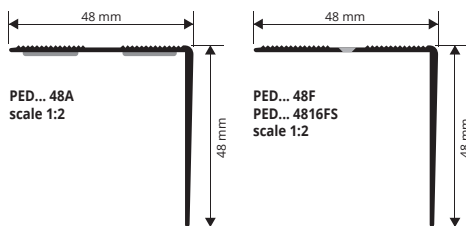
PROEND

GOLD, SILVER AND BRONZE ANOD. ALUMINIUM
WITH/ WITHOUT ADHESIVE AND PUNCHED

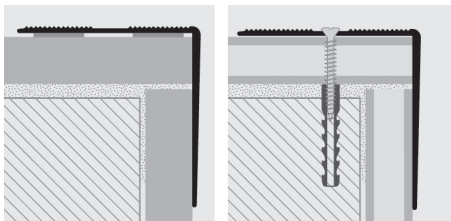
PROEND is a step nosing profile in anodized aluminium with silver-gold-bronze finish, available with self-adhesive backing or punched. Ideal for protecting existing steps and with knurled flat surface, it guarantees excellent safety features to prevent accidents in public and private environments.

PROEND ensures a perfect finish, covering laying defects and protecting the edge. Easy to lay with the self-adhesive backing ensuring perfect adherence to the step or using screws and screw anchors in the punched version.

STAIR nosing for existing steps



EXAMPLES AND INSTRUCTIONS FOR LAYING METHODS



Adhesive version

1. Choose the suitable profile and cut it to the necessary length.
2. Degrease, wash and clean the solid surface thoroughly.
3. Remove the protective paper from the adhesive. 4. Lay the profile by applying pressure evenly over the whole surface without using a hammer.

Punched version

1. Choose the suitable profile and cut it to the necessary length.
2. Mark the position of the holes using the existing holes in the profile as reference. 3. Insert the screw anchors into the drilled holes. 4. Fix the profile using flathead screws suitable for the relative slots in the profile.



ANOD. ALUMINIUM with and without adhesive thermo packed
bar length 2,7 lm - pack. 10 Pcs - 27 lm

Article	H x L mm	€/lm	€/Pc
PED... 48A	48 X 48		
PED... 48	48 X 48		

"A" at the end of the product code = Item with adhesive

On demand bar length 3 lm with minimum quantity of 200 pcs.
Production delay 4/5 weeks. Price to be agreed.

COLOURS



ANODIZED ALUMINIUM punched thermo packed
bar length 2,7 lm - pack. 10 Pcs - 27 lm

Article	H x L mm	€/lm	€/Pc
PED... 48F	48 X 48		

ANOD. ALU. punched with screws and screw anchors
thermo packed - bar length 1,65 lm - pack. 20 Pcs

Article	H x L mm	€/lm	€/Pc
PED... 4816FS	48 X 48		

Available in the colours: AA - AO - AB. The code of the selected colour must be added to the article code.
E.g.: PED... 48A (chosen colour anodized gold) PEDAO 48A.