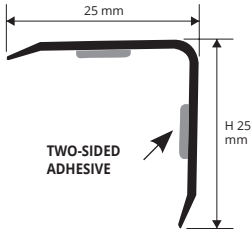


PROEDGE AL

ANODIZED AND VARNISHED ALUMINIUM

PROEDGE AL is a corner bead profile in anodized and varnished aluminum suitably shaped to protect the external corner of wall coverings. Its particular section and the availability in four different finishes make **PROEDGE AL** a much sought-after profile that allows a workmanlike application.


PEG... 25A
PEGA 25-01A



EXAMPLES AND INSTRUCTIONS FOR LAYING METHODS



1. Choose "PROEDGE AL" according to the desired finish and width.
2. Cut "PROEDGE AL" to the desired length. 3. Remove carefully any remains of oil, fat and dirt from the surface where the profile will be laid. 4. When the surface is perfectly dry, remove the protective film, place correctly the profile and press it without hitting / apply the silicone on the surface where the profile will be laid (version without adhesive) and press it without hitting.



ANODIZED ALUM. (gold, silver and bronze) **WITH ADHESIVE**
thermo packed - bar length 2,7 lm - pack. 30 Pcs - 81 lm

Article	LxH mm		
PEGAO 25A (anod. gold)	25 x 25		
PEGAA 25A (anod. silver)	25 x 25		
PEGAB 25A (anod. bronze)	25 x 25		

For items without adhesive, write the article without the last A.
E.g.: PEGAO 25

WHITE VARNISHED ALUMINIUM - WITH ADHESIVE
thermo packed - bar length 2,7 lm - pack. 30 Pcs - 81 lm

Article	LxH mm		
PEGA 25-01A (varn. white)	25 x 25		

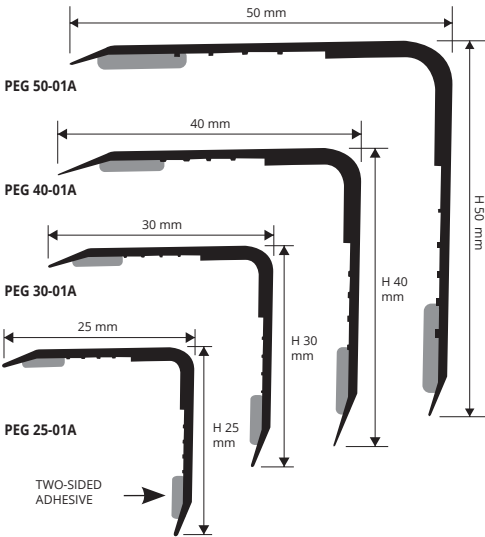
COLOURS

ANODIZED		
AO - Anodized gold alum.	AA - Anodized silver alum.	AB - Anod. bronze alum.
01 - White varnished alum.		

PROEDGE PVC

SHOCKPROOF NON - TOXIC CO-EXTRUDED
WHITE VINYL RESIN

PROEDGE PVC is a corner bead profile in shockproof non-toxic co-extruded white vinyl resin suitably shaped to protect the external corner of wall coverings. Its particular section and the availability in four different widths make **PROEDGE PVC** a much sought-after profile that allows a workmanlike application.



EXAMPLES AND INSTRUCTIONS FOR LAYING METHODS



SHOCKPROOF VINYL RESIN WITH ADHESIVE
bar length 2,7 lm - pack. 30 Pcs - 81 lm

Article	LxH mm		
PEG 25-01A	25 x 25		
PEG 30-01A	30 x 30		

SHOCKPROOF VINYL RESIN WITHOUT ADHESIVE
bar length 2,7 lm - pack. 30 Pcs - 81 lm

Article	LxH mm		
PEG 25-01	25 x 25		
PEG 30-01	30 x 30		

SHOCKPROOF VINYL RESIN WITH ADHESIVE
bar length 2,7 lm - pack. 15 Pcs - 40,5 lm

Article	LxH mm		
PEG 40-01A	40 x 40		
PEG 50-01A	50 x 50		

SHOCKPROOF VINYL RESIN WITHOUT ADHESIVE
bar length 2,7 lm - pack. 15 Pcs - 40,5 lm

Article	LxH mm		
PEG 40-01	40 x 40		
PEG 50-01	50 x 50		

COLOURS

	FOR OTHER COLORS MINIMUM ORDER 400 pcs
01 - White	

1. Choose "PROEDGE PVC" according to the desired width. 2. Cut "PROEDGE PVC" to the desired length. 3. Remove carefully any remains of oil, fat and dirt from the surface where the profile will be laid. 4. When the surface is perfectly dry, remove the protective film, place correctly the profile and press it without hitting / apply the silicone on the surface where the profile will be laid (version without adhesive) and press it without hitting.