



TRUE

AUTHENTIC FEELING

 **LANDMARK**  
CERAMICS



"Wood" is a gathering of porcelain tile collections that reflect various natural wood essences. Floor and wall surfaces accurately reproduce the touch and look of the natural material matching different interior decoration styles. The authentic texture and feel of natural wood combines with the excellent technical characteristics of landmark porcelain tile that guarantees optimal performance in every intended use both residential and commercial.

### A new **landmark** in the ceramic industry

Landmark ceramics is an American company, based in Tennessee that has set out to research, manufacture and sell top quality porcelain ceramics in North America. Technological innovation, market presence, attention to detail, the welfare of people and the environment, efficient service and a thorough product range make Landmark a new benchmark in the North American market for those who are looking for a reliable partner for any building and architecture project using US made top quality porcelain tiles.



This collection of porcelain stoneware tile offers the simple and elegant look of natural newly cut wood, with no wear or machining marks. It is a sincere material for clean, orderly surfaces, with a genuine graphic pattern giving a feeling of authenticity and sophistication.

ELEGANT WALNUT

# AUTHENTIC LIVING

The True collection is sincere and natural for use in rooms to create a welcoming and delicate atmosphere that is perfect for a contemporary style that sees relaxation as a lifestyle. The surfaces provide warmth and a fresh tactile feeling of natural material.

**PROJECT**

FLOOR DESIGN

True Elegant Walnut - 8"x40"

WALL DESIGN

Charme Lux Graphite Dark - 23.23"x23.23"





Material surfaces full of details produce an extremely natural and enjoyable end result that never goes out of style.

**PROJECT**  
FLOOR DESIGN  
True Elegant Walnut - 8"x40"

---

**WHEN THE DIFFERENCE**  
IS IN THE DETAILS

---

CLASSIC OAK

# VERSATILE ELEGANCE

The harmony of the veining and the soft color of the wood light up the contemporary space; each surface can be covered with sober and elegant taste.

This is a collection with a timeless look, suitable for use in all types of room, thanks to the extraordinary qualities of porcelain stoneware.

**PROJECT**

FLOOR DESIGN

True Classic Oak - 8"x40"


Charme Calacatta Gold Mosaic B - 12"x12"

WALL DESIGN

True Classic Oak - 8"x40"

Charme Calacatta Gold - 24"x48" - 12"x24"





True is non-absorbent, durable, hygienic and easy to clean and maintain. It is the ideal choice for those seeking to combine an enjoyable natural look with excellent technical qualities, for areas you can totally relax in.

**PROJECT**  
FLOOR DESIGN  
True Classic Oak - 8"x40"  
WALL DESIGN  
True Classic Oak - 8"x40"  
Charme Calacatta Gold - 12"x24"

# CAREFREE RELAXATION



**FADE RESISTANT**  
stable chromatically over time



**DOESN'T BEND**  
hard and compact



**ECO-FRIENDLY AND SAFE**



**PET FRIENDLY**  
dog and cat scratch proof



**RESISTANT TO FROST**  
snow and ice proof



**FLOOR HEAT FRIENDLY**



**RESISTANT TO ACID**



**EASY TO KEEP CLEAN**

**VOC FREE**

**NO VOC**  
volatile organic compound



**WATER PROOF**  
doesn't absorb



**FIRE PROOF**  
doesn't burn or smoke

### CLASSIC OAK



#### Available size

8"x40"  
± 0.35" / 9 mm

#### Color shading



V2

### CONTEMPORARY WHITE



#### Available size

8"x40"  
± 0.35"

#### Color shading



V2

The color of tiles printed in this catalog may differ from actual tiles. Tile color reproductions in this catalog are representative only. Slight tone and shade variations are inherent in porcelain tiles. Before selecting a color, we recommend that you contact your local representative, who will provide you with a sample piece of the requested tile.

### ELEGANT WALNUT



#### Available size

8"x40"  
± 0.35"

#### Color shading




V2

This porcelain tile product is manufactured with a V2 shade variation. Remember that the amount of color as well as the texture of each piece may vary from tile to tile. Inspect the product immediately upon delivery and select tiles from many boxes during installation to minimize and blend any possible color difference.

#### Color Shading



COLORED BODY PORCELAIN TILE

	COVE BASE  6" x 12"
CLASSIC OAK	•
CONTEMPORARY WHITE	•
ELEGANT WALNUT	•

INFORMATION

RECOMMENDED USE










True is recommended for indoor floors, walls, countertops, and outdoor walls in commercial and residential application. The use of True is not recommended for outdoor application or horizontal exterior surfaces. Landmark recommends an offset no greater than 30%, if a staggered pattern is required for tiles of 20" inches or longer. Landmark recommends the use of leveler for a proper installation.

CARE AND MAINTENANCE

Do not apply any wax or sealer to the product after installation. Regular cleaning is the best way to keep True tiles looking good. Use clean, hot water (add household cleaner for more aggressive cleaning). Rinse thoroughly and dry with a soft cloth to prevent water spots. Please visit [lcusa.com](http://lcusa.com). For further information regarding the care and maintenance of Landmark products.

WARRANTY

Landmark guarantees that its products will meet or exceed the performance specifications set out in ANSI A137.1- 2012 and in the performance specifications section of the Landmark general catalog. For more information, please visit our website at [lcusa.com](http://lcusa.com).

PHYSICAL PROPERTIES	TEST ASTM	NORTH AMERICAN STANDARD A137.1*	RESULTS
 Water absorption *	C373	≤ 0.5%	COMPLY WITH ANSI A137.1
 DCOF Average dynamic coefficient of friction **	ANSI A.326.3	As reported	IW - Interior, Wet
 Resistance to freeze/thaw cycling *	C1026	As reported	RESISTANT
 Warpage (edge)	C485	Warpage ± 0.75% or ± 0.09 in	COMPLY WITH ANSI A137.1
 Warpage (diagonal)	C485	Warpage ± 0.5% or ± 0.08 in	COMPLY WITH ANSI A137.1
 Wedging	C502	± 0.5% or ± 0.08 in	COMPLY WITH ANSI A137.1
 Chemical resistance	C650	As reported	UNAFFECTED
 Breaking strength	C648	250 lbf or greater	COMPLY WITH ANSI A137.1
 Thickness	C499	Range: 0.04 in	COMPLY WITH ANSI A137.1

\* Average values referred to our production and related to the matt finish of the product.  
 \*\* As far as values relating to the matt finish of the product and to tests carried out by certified external laboratories whose results are available upon request at Headoffice, we are willing to check the lot you are interested in purchasing.  
 - Be sure to use tiles belonging to the same caliber.  
 - Test results are available on request.  
 - Landmark tiles can be slippery when wet. We recommend to make sure that the surface is always dry.  
 - The information provided can be subject to change. Please refer to [lcusa.com](http://lcusa.com) for the latest, most accurate and up-to-date information.







**LANDMARK**  
CERAMICS

**Landmark Ceramics - UST, Inc.**  
1427 N. Main Street  
Mount Pleasant, TN 38474

---

Tel. 931.325.5700

[www.lcusa.com](http://www.lcusa.com)

LEARN MORE ABOUT

