





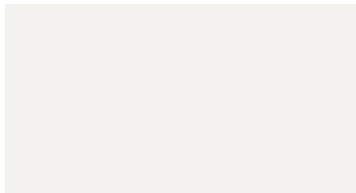











Profile Finishes & Colors



Finishes - Aluminum

	A Aluminum		ACB/ACG Bright or polished chrome anodized aluminum		ACGB Brushed chrome anodized aluminum
	AE Satin anodized aluminum		ATG Polished nickel anodized aluminum		ATGB Brushed nickel anodized aluminum
	AT Satin nickel anodized aluminum		AKG Polished copper anodized aluminum		AKGB Brushed copper anodized aluminum
	AK Satin copper anodized aluminum		AMB/AMG Bright or polished brass anodized aluminum		AMGB Brushed brass anodized aluminum
	AM Satin brass anodized aluminum		AGSG Bright black anodized aluminum		AGRB Brushed graphite anodized aluminum
	AGR Graphite anodized aluminum		AGSB Brushed black anodized aluminum		ABGB Brushed antique bronze anodized aluminum

Finishes - Stainless Steel and Brass

	E Stainless steel		EB Brushed stainless steel		MC Chrome-plated solid brass
	M Solid brass				
Colors - Textured Color-coated Aluminum Schluter®-TRENDLINE					
	MBW Matte white		TSC Cream		TSG Pewter
	TSI Ivory		TSB Beige		TSLA Light anthracite
	TSBG Greige		TSR Rustic brown		TSDA Dark anthracite
	TSSG Stone grey		TSOB Bronze		MGS Matte black

Sample images provided may not reflect the exact look of the finished profile. Despite every effort made to ensure the accuracy of colors and finishes; some colors (particularly metallic finishes), may vary. Please contact our Customer Support team to obtain a sample for an exact finish match. **USA:** 800 472-4588 **Canada:** 800 667-8746

Colors - PVC and Color-coated Aluminum



BW

Bright White
RAL 9003



W

White
RAL 9010



SP

Sand Pebble
RAL N/A



BH

Bahama
RAL N/A



HB

Light Beige
RAL 1019



RB

Red Brown
RAL 8003
*Aluminum only



C

Cream
RAL N/A
*PVC only



SG

Stone Grey
RAL N/A
*PVC only



FG

Grout Grey
RAL N/A
*PVC only



DA

Dark Anthracite
RAL N/A
*PVC only



QG

Quartz Grey
RAL 7039
*Aluminum only



VG

Traffic Grey
RAL 7043
*Aluminum only



HG

Light Grey
RAL 7035



PG

Classic Grey
RAL N/A



GM

Metallic Grey
RAL 9006
*Aluminum only




G

Grey
RAL 7030



SB

Black Brown
RAL 8019
*Aluminum only



GS

Black
RAL 9011



		Anodized Aluminum															
Products	Finishes	A	ABGB	ACB	ACG	ACGB	AE	AGR	AGRB	AGSB	AGSG	AK	AKG	AKGB	AM	AMB	AMG
		Edge-protection and transition profiles for floors															
	SCHIENE <small>also JOLLY</small>		3		3		3										
	DECO																
	RENO-T																
	RENO-TK																
	RENO-U																
	RENO-RAMP/-K																
	RENO-V																
Finishing and edge-protection for walls and countertops																	
	JOLLY <small>also SCHIENE</small>		3		3		3										
	QUADEC				3												
	QUADEC-K																
	QUADEC-FS																
	RONDEC				3												
	RONDEC-DB																
	RONDEC-STEP																
	RONDEC-CT																
	INDEC																
	DESIGNLINE																
	DESIGNBASE																
	DECO-DE																
	DECO-SG																
	SCHIENE-STEP																
	FINEC																
	ECK-E/-K																
	ECK-KI/-KHK																
Movement joint and cove-shaped profiles																	
	DILEX-AHK																
	DILEX-AHKA																
	DILEX-EHK/-HKU																
	DILEX-EDP																
	DILEX-HKS																
	DILEX-KSN																
	DILEX-AKWS																
	DILEX-KSA																

3 Available in 10' (3.05 m) length. Standard length is 8' 2-1/2" (2.5 m).

Anodized Aluminum				Stainless steel		Brass		Textured color-coated aluminum											
AMGB	AT	ATG	ATGB	E	EB	M	MC	MBW	MGS	TSB	TSBG	TSC	TSDA	TSG	TSI	TSLA	TSOB	TSR	TSSG
	3			3															

Insert colors available: HB, PG, G, and GS
Insert colors available: SP, HB, C, SG, FG, DA, PG, G, and GS
Insert colors available: SP, HB, PG, G, and GS
Insert colors available: HB, PG, G, and GS


		Anodized Aluminum														
Products	Finishes	A	ABGB	ACB	ACG	ACGB	AE	AGR	AGRB	AGSB	AGSG	AK	AKG			
Stair-nosing profiles																
RONDEC-STEP			■			■		■					■			
SCHIENE-STEP							■									
TREP-FL							■									
TREP-E/-EK																
TREP-G/-GK																
TREP-SE/-S/-B		■														
TREP-TAP							■									
Profiles for resilient floor and wall coverings																
VINPRO-S			■			■										
VINPRO-STEP			■			■										
VINPRO-T			■			■										
VINPRO-U			■			■										
VINPRO-RO			■			■										
PVC and Color-coated Aluminum																
Products	Colors	BH	BW	C (PVC only)	DA (PVC only)	FG (PVC only)	G	GM (Alum only)	GS							
Finishing and edge-protection for walls and countertops																
JOLLY			■ ³													
QUADEC		PVC only					PVC only									
RONDEC																
Movement joint and cove-shaped profiles																
DILEX-EKE			■					■					■			
DILEX-BWA			■	■	■	■	■	■					■			
DILEX-HKW			■					■								
DILEX-HK			■					■								
DILEX-PHK		■	■					■								
DILEX-BWS			■	■	■	■	■	■					■			
DILEX-BWB			■	■	■	■	■	■								
DILEX-AS			■													

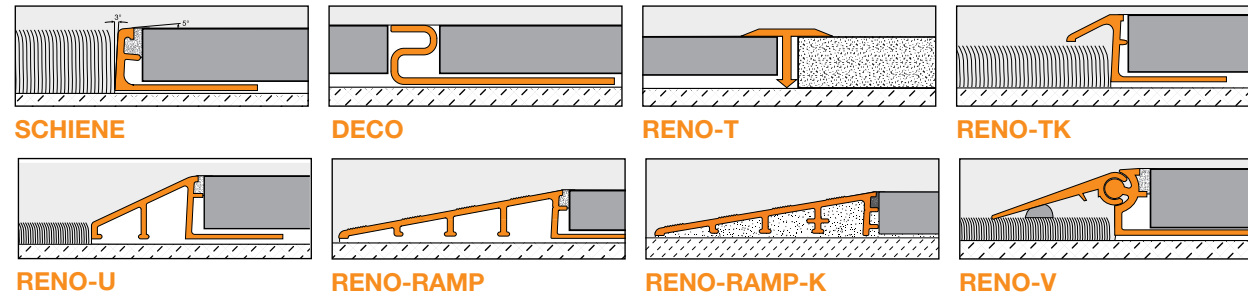
³ Available in 10' (3.05 m) length. Standard length is 8' 2-1/2" (2.5 m).

Anodized Aluminum							Stainless steel		Insert color						
AKGB	AM	AMB	AMG	AMGB	AT	ATG	ATGB	E	EB	CG	G	GS	HB	NB	T Transparent
	■			■	■		■								
					■				■						
								■	■						
									■			■			■
								■		■	■	■	■	■	
								■							
								■							
								■							
								■							
HB	HG	PG	QG (Alum only)	RB (Alum only)	SB (Alum only)	SG (PVC only)	SP	VG (Alum only)	W						
				■	■		■		■						
■	■														

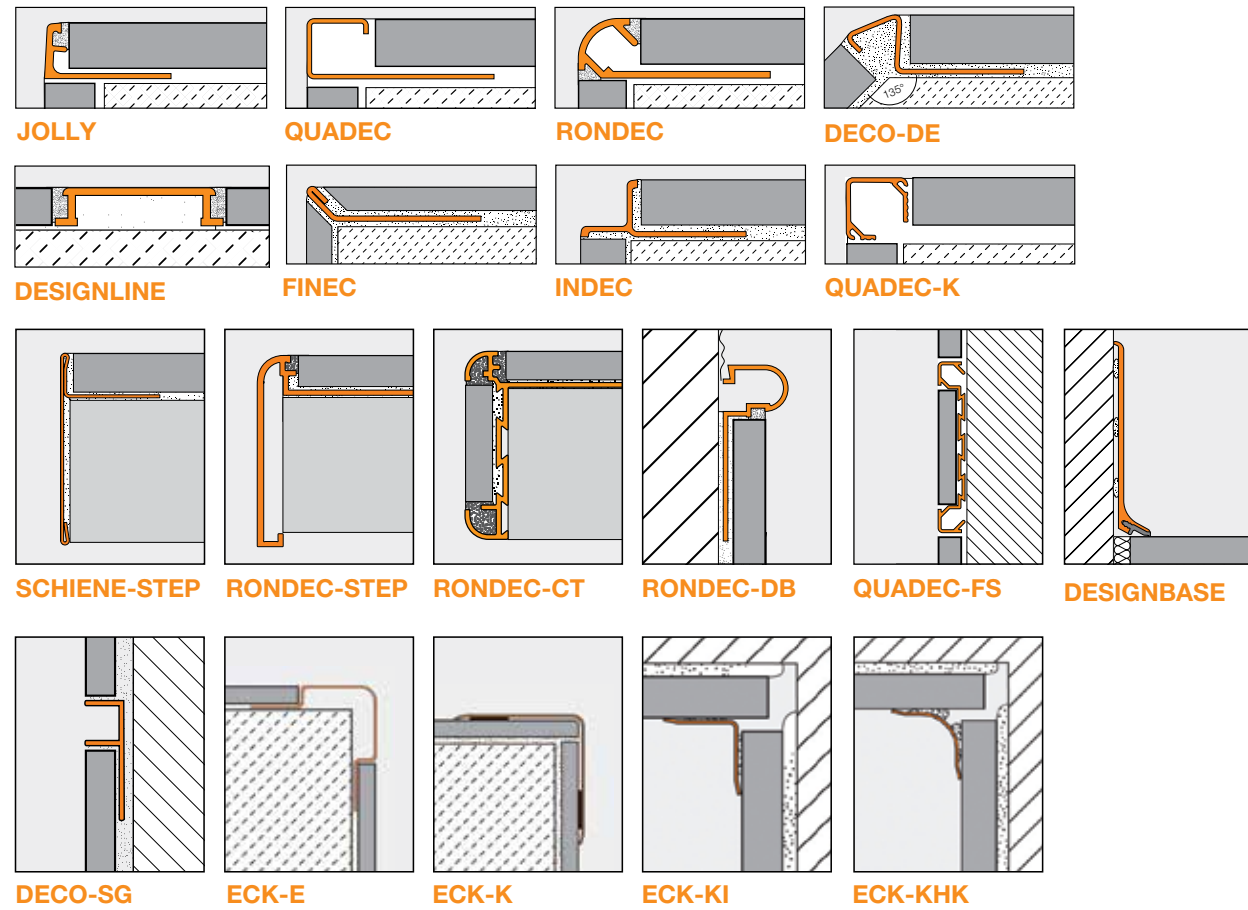
Note: Due to variations in raw materials and manufacturing, the exact color, shade, and/or texture of individual profiles and related components (e.g., corners, end caps, connectors, etc.) may vary. The customer must inspect the products upon delivery and notify Schluter in writing of any physical damage to the products or nonconformity with the purchase order or invoice.




 Edge-protection and transition profiles for floors

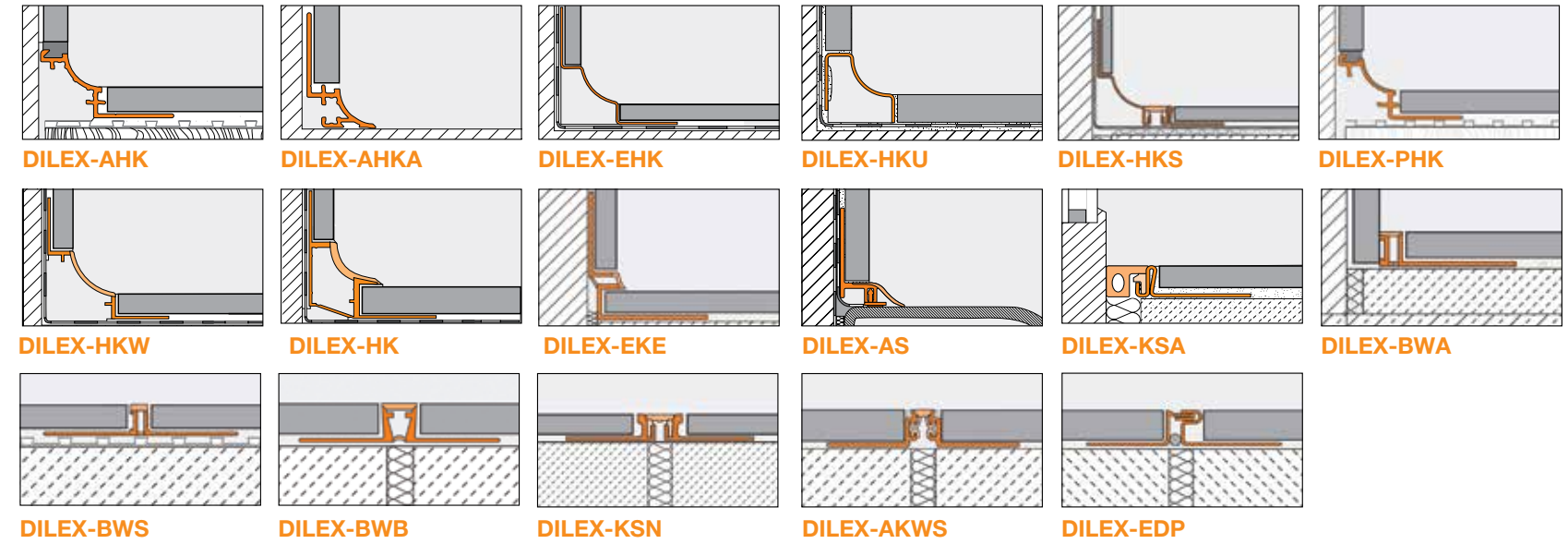


 Finishing and edge-protection for walls and countertops

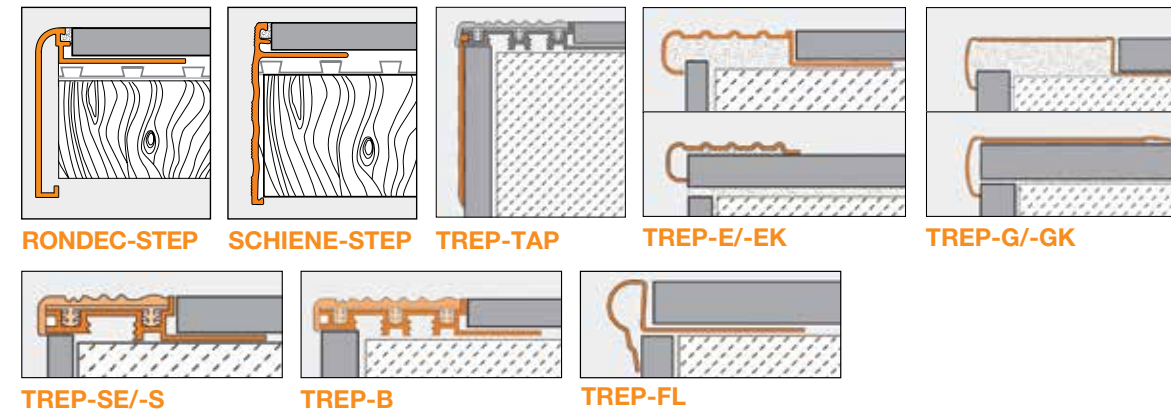


 Schluter®-RADIUS
 Products available in radius are: SCHIENE, JOLLY, DECO, and RENO-TK.

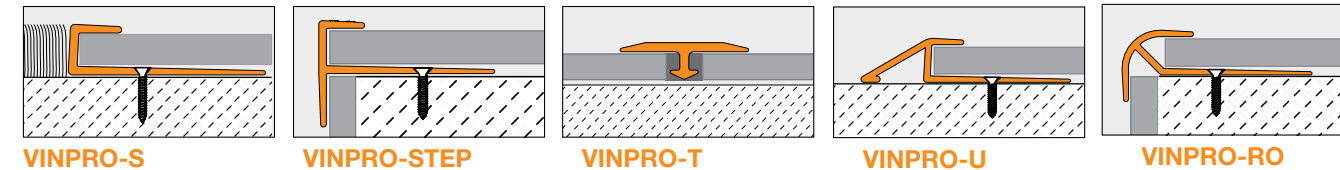
 Movement joint and cove-shaped profiles



 Stair-nosing profiles



 Profiles for resilient floor and wall coverings





Schluter Systems L.P. • 194 Pleasant Ridge Road, Plattsburgh, NY 12901-5841 • Tel.: 800-472-4588 • Fax: 800-477-9783
Schluter Systems (Canada) Inc. • 21100 chemin Ste-Marie, Ste-Anne-de-Bellevue, QC H9X 3Y8 • Tel.: 800-667-8746 • Fax: 877-667-2410

www.schluter.com