



Profiles & Trims

Product Selection Catalog

Take Your Design to the Edge™

Effective October 1, 2025



LATICRETE offers a comprehensive line of profiles and trims including a broad range of materials, finishes and colors in a multitude of shapes and sizes, making it easy to find the right product for the job. German-engineered and manufactured, LATICRETE® Profiles & Trims meet the highest quality of standards to ensure the best installation experience and final appearance for years to come.

**Now Available in 40 LATICRETE
Standard Colors for Coordination
with Grouts and Caulks & Sealants!**


See product pages for details.



ABOUT LATICRETE

4 - 13

Brand Promises 4
 Warranties 5
 Customer Support 6
 Training 7
 Installation Systems 8 - 11
 LATICRETE Portfolio 12 - 13



TILE PROFILES

14 - 51

L-Shape Edge Profiles 15 - 24
 Finishing Profiles 25
 Square Edge Profiles 26 - 33
 Round Edge Profiles 34 - 48
 Decorative Border Profiles 49
 Cove Profiles 50
 T-Shape Profiles 51



STAIR NOSING & TRANSITION PROFILES

52 - 55


Stair Nosing Profiles 53
 Transition Profiles 54 - 55



SKIRTING PROFILES

56 - 57


Skirting Profiles 57



EXPANSION & MOVEMENT JOINT PROFILES

58 - 61

Expansion & Movement Joint Profiles 59 - 61



INFORMATION

62 - 70

Part Number Explanation & Codes 62 - 63
 Finish/Color Swatches 64 - 66
 Profiles Material Characteristics & Maintenance 67
 Service Terms 68 - 69
 Coordinating Profile/Grout Colors 70




Icon indicates a standard LATICRETE color available in LATICRETE Grouts, Profiles & Trims, and Caulks & Sealants.



Additional Profiles & Trims available at laticrete.com/profiles.

All pricing effective October 1, 2025 and subject to change. See page 68-69 for service terms. Consult our website at laticrete.com for the most current version of product data sheets, warranties, and MSDS sheets. The content of this catalog is for informational purposes only. Refer to individual product data sheets and warranties for complete information. Finishes and color swatches are guides only. LATICRETE does not warrant color matching to this color chart or to any color guide produced. Actual shade and texture will depend on job site conditions, lighting, installation techniques and types/color of the product used, and may vary from the finishes/colors shown. Verify actual appearance and compatibility before installing. No claims for color shade variations will be honored. The colors and finishes shown may not be available in all profile materials, shapes, and sizes. Contact customer service or your LATICRETE Sales Representative for confirmation.



OUR PROMISE TO YOU

The LATICRETE Brand Promises are a company-wide global initiative that builds upon our legacy of research and development of innovative installation products, systems and solutions.

They serve as a call-to-action and highlight six strategic areas of focus:

- Developing innovative solutions,
- Committing to sustainability,
- Enabling iconic design,
- Fostering trust for life,
- Providing the best installer experience, and
- Serving customers as family.

These promises are the cornerstone of our company mission.



UNMATCHED PEACE OF MIND

LATICRETE offers you the **best system warranties** in the industry. Rest easy knowing that when you install one of our systems, the job is built to last.



LIFETIME SYSTEM WARRANTY

See Data Sheet 230.99 for complete warranty information.

| APPLICATION | PRODUCTS |
|--|--|
| Underlayment | NXT® LEVEL PLUS LITE NXT LEVEL PLUS Skim Lite NXT Patch |
| Floor Warming[^] | STRATA_HEAT™ Wire STRATA_HEAT STRATA_HEAT Thermal Packs 4-XLT with STRATA_HEAT Thermal Packs ^{††} |
| Waterproof fmg/ Anti-Fracture | HYDRO BAN® HYDRO BAN XP 9235 Waterproofing Membrane |
| Waterproof fmg | HYDRO BAN Sheet Membrane HYDRO BAN Quick Cure |
| Shower System | HYDRO BAN Pre-Sloped Shower Pan (and applicable accessories) HYDRO BAN Linear Pre-Sloped Shower Pan (and applicable accessories) HYDRO BAN Shower and HYDRO BAN Shower Kits (and applicable accessories) HYDRO BAN Linear Drain (and applicable accessories) HYDRO BAN Bonding Flange Drain (and applicable accessories) HYDRO BAN Board (and applicable accessories) 4-XLT [^] |
| Uncoupling | STRATA_MAT™ STRAT_MAT XT |
| Primer | Primer Plus PRIME-N-BOND™ |
| Thick Bed Mortar | 3701 Fortified Mortar Bed 3701 Lite Mortar or 3701 Lite Mortar R Quick Cure Mortar Bed |
| Slurry Bond Coat | 254 PLATINUM™ 254 PLATINUM PLUS |
| Thin Bed Method | 254 PLATINUM (regular or rapid version) 254 PLATINUM PLUS LATAPOXY® 300 Adhesive or BIOGREEN™ 300 |
| Large, Heavy Tile Method | MULTIMAX™ LITE |
| Grout | SPECTRALOCK® PRO Premium Grout SPECTRALOCK 1 Pre-Mixed Grout PERMACOLOR® Select |
| Profiles & Trims | Stainless Steel Aluminum** |
| Sealant[†] | LATASIL™ LATASIL 9118 Primer |

[†] Use of suitable flexible sealant is required per Tile Council of North America Detail EJ171 for use in expansion joints, coves, corners, changes in plane and other joints or wherever tile or stone abuts dissimilar materials or restraining surfaces.

**Residential projects only.

[^] 4-XLT for use to install HYDRO BAN® Pre-Sloped Shower Pans to substrate only.

[^] Floor Warming Thermostat and STRATA_HEAT™ Thermostat sold by LATICRETE warrants parts and materials for one (1) year from the date of purchase. The sole remedy for the Floor Warming Thermostats and STRATA_HEAT Thermostats is product replacement (see Data Sheet 230.13 for full details on the LATICRETE® Product Limited Warranty).

^{††} 4-XLT with STRATA_MAT Thermal Packs when used as a large & heavy tile adhesive mortar.

Consult our website at www.laticrete.com for the most current versions of product data sheets, warranties, and SDS. Content of this brochure is for informational purposes only. Refer to individual product data sheets and warranties for complete information.

Refer to individual product data sheets and warranties for complete information.

[^]United States Patent No.: 6,784,229 B2 (and other Patents). [†]United States Patent No.: 6,881,768 (and other Patents).



25 YEAR SYSTEM WARRANTY

See Data Sheet 025.0 for complete warranty information.

| APPLICATION | PRODUCTS |
|---|--|
| Air Barrier Components (exterior veneers only) | MVIS™ Air & Water Barrier LATAPOXY® Waterproof Flashing Mortar LATICRETE Flashing Sealant |
| Underlayment | NXT® LEVEL PLUS LITE NXT LEVEL PLUS SUPERCAP® SC500 Plus Skim Lite NXT Patch |
| Primer | Primer Plus PRIME-N-BOND™ |
| Floor Warming[^] | STRATA_HEAT™ Wire STRATA_HEAT STRATA_HEAT Thermal Packs ^{††} 4-XLT with STRATA_HEAT Thermal Packs |
| Vapor Reduction | VAPOR BAN™ E VAPOR BAN ER VAPOR BAN Primer ER |
| Waterproof fmg/Anti-Fracture | HYDRO BAN® HYDRO BAN XP 9235 Waterproofing Membrane |
| Waterproof fmg | HYDRO BAN Sheet Membrane LATAPOXY Waterproof Flashing Mortar HYDRO BAN Cementitious Waterproofing Membrane HYDRO BAN Quick Cure |
| Shower System | HYDRO BAN Pre-Sloped Shower Pan (and applicable accessories) HYDRO BAN Linear Pre-Sloped Shower Pan (and applicable accessories) HYDRO BAN Shower and HYDRO BAN Shower Kits (and applicable accessories) HYDRO BAN Linear Drain (and applicable accessories) HYDRO BAN Bonding Flange Drain (and applicable accessories) HYDRO BAN Board (and applicable accessories) 4-XLT [^] |
| Sound Control/Anti-Fracture | 125 TRI MAX® 170.3 or 170.5 Sound & Crack Isolation Mat FRACTURE BAN™ 40 or 90 |
| Plaza & Deck | Plaza and Deck System |
| Uncoupling | STRATA_MAT™ STRATA_MAT XT |
| Thick Bed Method | 3701 Fortified Mortar Bed 3701 Lite Mortar/3701 Lite Mortar R Quick Cure Mortar Bed |
| Slurry Bond Coat | 254 PLATINUM™ PLUS 254 PLATINUM |
| Thin Bed/Adhesive Method | 254 PLATINUM PLUS 254 PLATINUM (regular or rapid version) LATAPOXY 300 Adhesive or BIOGREEN™ 300 Glass Tile Adhesive Lite |
| Large, Heavy Tile Method | MULTIMAX™ LITE TRI-LITE™ TRI-LITERAPID |
| Spot Bonding | LATAPOXY 310 Stone Adhesive – Standard and Rapid Grade |
| Grouting/Pointing | SPECTRALOCK® PRO Premium Grout (non-industrial applications) SPECTRALOCK 1 Pre-Mixed Grout PERMACOLOR® Grout PERMACOLOR Select |
| Profiles & Trims | Aluminum Brass Stainless Steel |
| Sealant[†] | LATASIL™ LATASIL 9118 Primer |

WORLD CLASS TECHNICAL SUPPORT

You're never alone when working with LATICRETE. Our Technical Services team is available to answer any and all questions you may have when it comes to installing our products. Reach out anytime, and one of our in-house experts will get you the answers you're looking for.



Call Us
1-800-243-4788 x1235




Email Us
technicalservices@laticrete.com



Live Chat
laticrete.com – M-F 8a-5p EST



[FAQs](#)
Frequently Asked Questions



EDUCATION & TRAINING MADE EASY

Take advantage of FREE training engineered with your needs in mind. Stay up to date with the latest products, industry standards, and help get new employees up to speed fast. We offer a variety of convenient programs, and if there is a topic or product you need more training on, let us know.



LATICRETE University

Learn industry standards and the latest product information in short, self-guided lessons available 24/7. Check them out at laticreteuniversity.com.



On-Site Demos & Training

Need training for associates or customers? Schedule a demo to help improve the knowledge of your team or boost in-store sales with customers. Reach out to a sales rep to schedule.



PROFIT THROUGH KNOWLEDGE
T R A I N I N G

Profit Through Knowledge

Get hands-on with LATICRETE products and learn step by step installations from our expert installers. Contact our technical services team to discuss potential trainings.



YouTube Videos

Tips and tricks, product announcements, how-tos and more! Be sure to subscribe to the LATICRETE channel to stay up to date on the latest videos.



American Institute of Architects Certified Courses

Earn AIA credits, and learn the latest industry standards, how to avoid installation failures, and get tools designed to streamline the specification process. Full course listing at laticrete.com/aiaces.



International Design Continuing Education Council

Strengthen your understanding and skills in designing a project, creating boldly unique projects that will stand the test of time.



Scan to learn more about Education & Training

Unlock a World of

LATICRETE® Now Offers Profiles & Trims!

Profile: **Square Edge, Texture Coated Aluminum in Matte Black**

Caulk & Sealant: **LATASIL™**

Grout: **SPECTRALOCK® 1**

Tile Adhesive: **254 PLATINUM™**

Waterproofing Membrane: **HYDRO BAN® Board**

Drain: **HYDRO BAN Drains**

Self-Leveling Underlayment: **NXT® Level Plus**

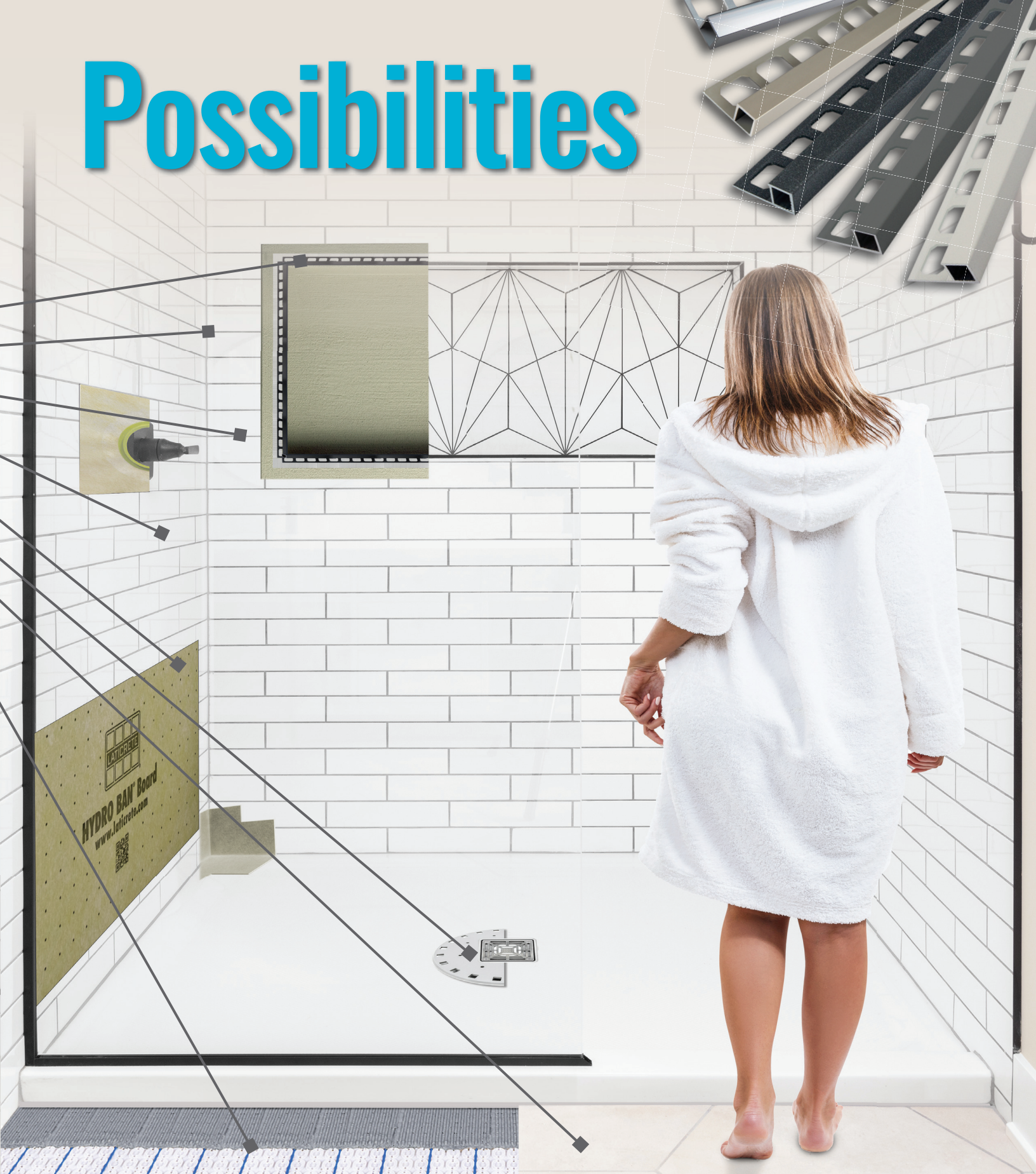
Radiant Floor Heating Components:

STRATA_HEAT™ Mat and STRATA_HEAT Spliceless Wire

With an extensive selection of shapes, sizes, and finishes for profiles and trims, we make it even easier for you to find a complete system solution from the substrate up.



Possibilities



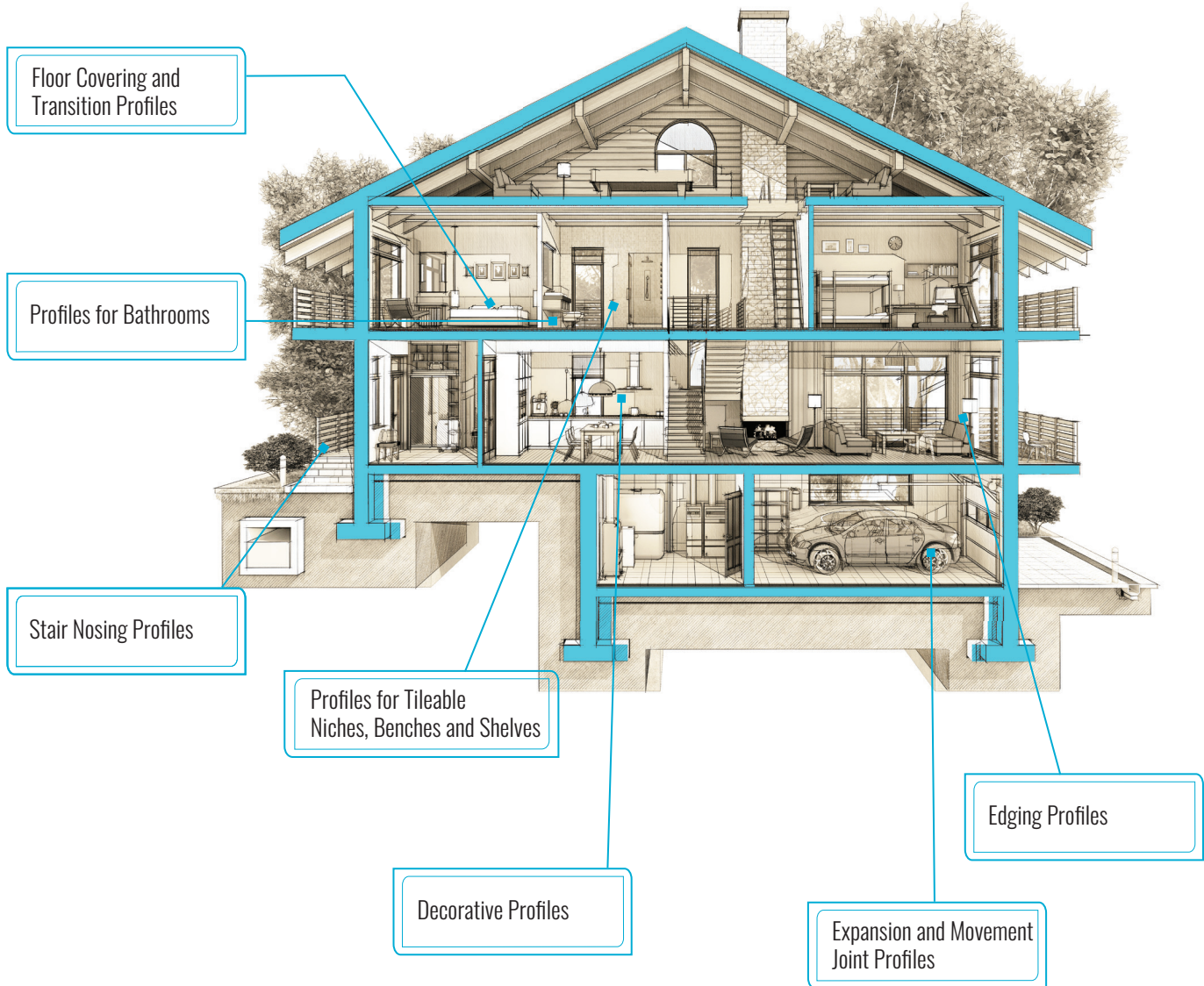
Learn more at laticrete.com/profiles



ONE SOURCE. LIMITLESS CAPABILITIES.

From Profiles to the Complete LATICRETE® System.

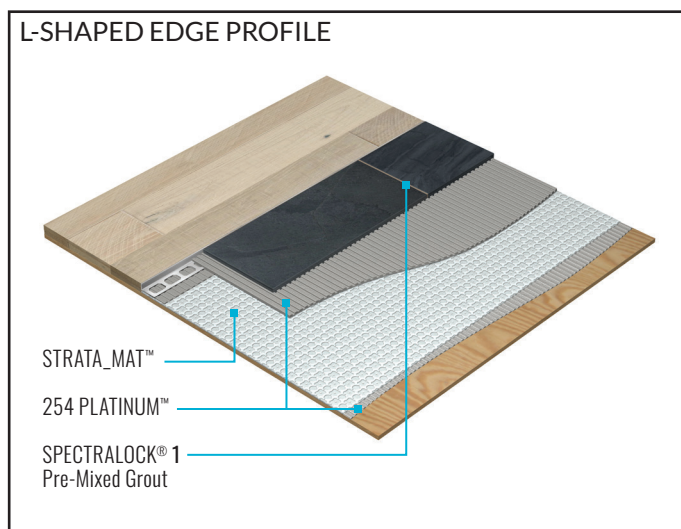
LATICRETE provides an extensive range of profiles and trims designed for edging, nosing, and seamless transitions. Compatible with various floor coverings such as tile, stone, terrazzo, wood, LVT, and more, these products can be effortlessly installed both indoors and outdoors. Whether in kitchens, bathrooms, commercial spaces, or residential settings, you can **Take Your Design to the Edge™** with LATICRETE and ensure a reliable installation.



Specify, design, install, or sell a complete single source installation system from the substrate up – all backed by a 100% labor and materials system warranty. Let our experience, product quality, and technical support assist you on your next project – whatever the application.

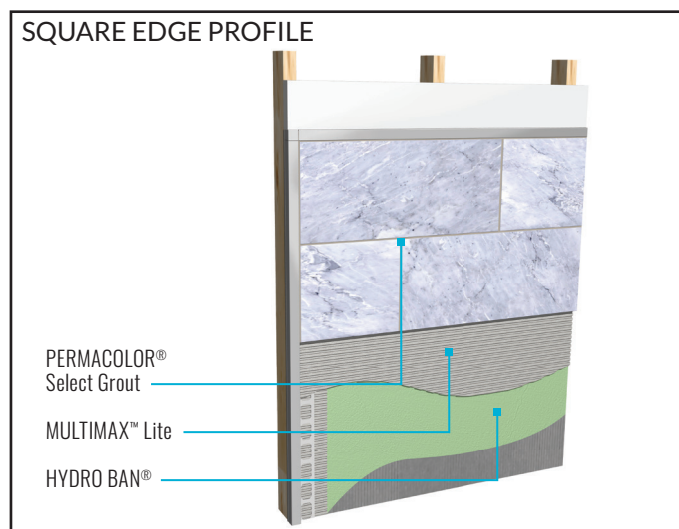
FLOOR INSTALLATION SYSTEMS

Design seamless transitions for tile to wood or carpet flooring.

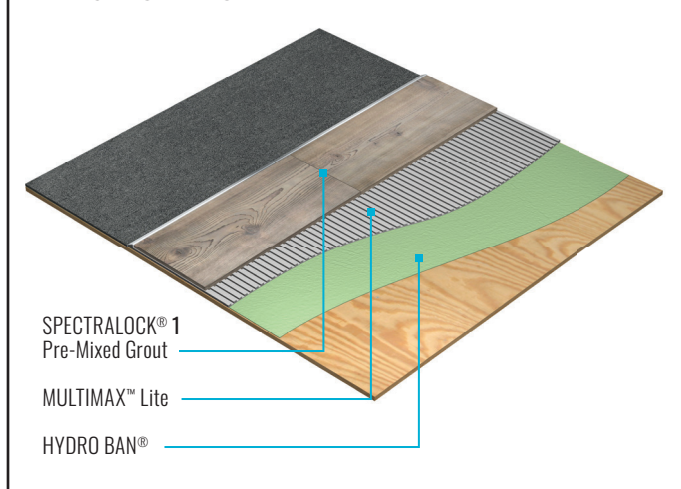


WALL INSTALLATION SYSTEM

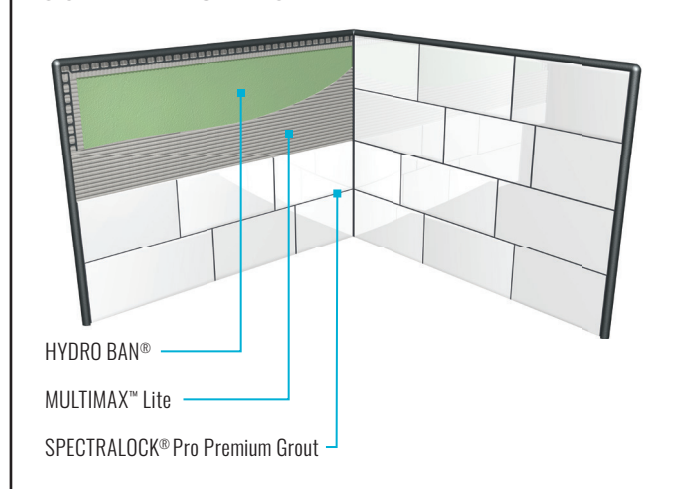
Protect tile edges and elevate your design.



TRANSITION PROFILE



ROUNDED EDGE PROFILE



BUILDING SYSTEM SOLUTIONS

Since 1956, LATICRETE has been at the forefront of the industry, leading with pioneering advancements that redefine high-performance tile and stone installation systems and building finishing solutions. We strive to empower architects and construction professionals worldwide with top-notch support and building material solutions.



Tile & Stone Installation Systems



CSI Division 9

Ensure a successful installation each and every time with the most comprehensive assortment of innovative tile and stone installation materials available worldwide. Our industry-leading products offer complete

system solutions from the substrate up through the grout for virtually any type of tile or stone installation in commercial, industrial, and residential applications.

Product categories include surface preparation, waterproofing, shower systems, sound control, anti-fracture, floor heating, adhesive mortars, grouts, sealers, cleaners, profiles & trims — all designed to work together, providing a comprehensive installation solution.

Shower Installation Systems



CSI Division 9 & 22

The HYDRO BAN® shower system provides everything needed for a worry-free installation. As a single-source supplier for shower installation systems, we offer waterproof membranes, shower pans, benches, niches and drains

all with the trusted performance expected from the HYDRO BAN waterproofing line.

Complete your shower by choosing from our adhesives, grouts, sealants and caulks for a beautiful installation that is backed by the industry's best warranty.

Radiant Floor Heating



CSI Division 9 & 23

The STRATA_HEAT™ system is the most advanced radiant floor heating system available in the world. Consisting of a high-performance floor heating wire, an uncoupling mat, two Wi-Fi enabled thermostats and the world's first heat

conductive thin-set additive — the system provides you with the most advanced and efficient floor heating system for your next installation.

Concrete & Substrate Preparation



CSI Division 3 & 9

A quality finished floor starts with a properly prepared surface — one that guarantees a long-lasting, durable installation. Our time-tested surface preparation products are formulated to preserve quality by protecting

installations from moisture vapor transmission, sound transmission and cracks. They provide a perfectly level and flat substrate to accommodate a variety of floor finishes including resilient flooring, wood, carpet and tile.

When combined with the SUPERCAP® System, a high-volume, time-saving delivery system that can pump material up to 50 stories high, you can expect predictable quality results. L&M™ curing and sealing treatments, floor hardeners, densifiers and polished concrete systems further ensure your floors are safe, resilient, and easy to maintain.

From reliable time-tested classics to groundbreaking innovations, our extensive product portfolio offers superior quality and unbeatable support. We are fully committed to a complete system approach, and our offerings align seamlessly with CSI specification sections.

Profiles & Trims



CSI Division 9

Whether looking for a sleek, modern look or a more traditional design, this line offers the flexibility and versatility to achieve any aesthetic in commercial and residential applications. Available in aluminum, stainless steel, brass, and

PVC, these profiles and trim pieces are crafted with the utmost precision, to create premium-quality and a consistent appearance from piece to piece.

Our profiles and trims can protect tile edges and enhance safety all while providing a decorative finishing touch to any room. The comprehensive line includes edging in various shapes, coves, stair nosing, skirting, transitions, and expansion joints - and is compatible with various flooring such as tile, carpet, vinyl, wood and more.

Adhered Façade & Wall Finish Systems



CSI Division 4 & 7

Keep up with the increasing popularity of adhered masonry veneers. Trust your installations to a complete productivity-boosting system designed to deliver superior, long-term performance on masonry projects of all types including residential,

commercial, and industrial applications.

Unlike traditional methods and materials, our Masonry Veneer Installation System (MVIS™) is engineered to create permanent, high-strength installations that use a revolutionary waterproofing technology to protect against weather and water intrusion, as well as provide freeze/thaw stability. MVIS is designed for thin-brick, manufactured stone and natural stone veneers for interior and exterior applications.

Tile, Stone & Surface Care



CSI Division 9

Reliable and high-performing surface care solutions branded STONETECH®, are designed to clean, protect, restore and enhance. Highly effective at preventing oil, water and stain damage, this range offers natural-look sealers that protect

porous stone and tile surfaces but do not alter the surface appearance as well as enhancing sealers that can revive the color or finish of a surface all while protecting.

STONETECH cleaners ranging from daily to heavy duty problem-solving solutions will eliminate everyday spills and restore the appearance without harming the intended surface. Preserve the beauty of stone, tile, and grout with STONETECH.

Pedestals and Plaza & Deck Systems



CSI Division 7 & 9

Transform rooftops, balconies, terraces, and virtually any outdoor space with our pedestal and plaza & decking systems.

The NXT® Pedestal System lets you create elevated surfaces using a wide variety of finishes including pavers, wood, and more. With

only three main components, installs are fast and easy, adaptable to nearly any challenge, and still allow access to the substrate below.

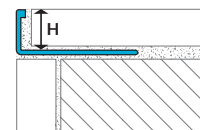
The Plaza & Deck system allows you to create a more seamlessly bonded and waterproofed installation with tile, pavers, brick, or stone – while dramatically improving drainage – helping your project stand up to the toughest outdoor conditions for years to come.



TILE PROFILES

PAGE 14 - 51

Tile profiles are designed to protect and visually enhance any finished tiled floor, wall or countertop. Ranging from multiple decorative shaped edges to coves, borders, transitions and more, LATICRETE® tile profiles come in many different materials, finishes and colors that can create a unique, sharp look to any room. The design possibilities are endless.



L-SHAPE EDGE PROFILES MADE OF STAINLESS STEEL 304

| Height (in) | Height (mm) | Item Number | MSRP |
|---------------------------|-------------|----------------|---------|
| Length: 8' 2-1/2" (2.5 m) | | | |
| 1/8 | 3.0 | LS5-E030GLO-01 | \$24.48 |
| 3/16 | 4.5 | LS5-E045GLO-01 | \$28.94 |
| 1/4 | 6.0 | LS5-E060GLO-01 | \$29.50 |
| 5/16 | 8.0 | LS5-E080GLO-01 | \$29.71 |
| 11/32 | 9.0 | LS5-E090GLO-01 | \$31.60 |
| 3/8 | 10.0 | LS5-E100GLO-01 | \$31.35 |
| 7/16 | 11.0 | LS5-E110GLO-01 | \$31.82 |
| 1/2 | 12.5 | LS5-E125GLO-01 | \$32.41 |
| 9/16 | 15.0 | LS5-E150GLO-01 | \$38.96 |
| 3/4 | 20.0 | LS5-E200GLO-01 | \$41.74 |
| 1 | 25.0 | LS5-E250GLO-01 | \$45.08 |
| 1-3/16 | 30.0 | LS5-E300GLO-01 | \$48.43 |



| Height (in) | Height (mm) | Item Number | MSRP |
|---------------------------|-------------|----------------|---------|
| Length: 8' 2-1/2" (2.5 m) | | | |
| 3/16 | 4.5 | LS5-E045BRU-01 | \$34.73 |
| 1/4 | 6.0 | LS5-E060BRU-01 | \$35.40 |
| 5/16 | 8.0 | LS5-E080BRU-01 | \$36.74 |
| 3/8 | 10.0 | LS5-E100BRU-01 | \$38.73 |
| 7/16 | 11.0 | LS5-E110BRU-01 | \$40.04 |
| 1/2 | 12.5 | LS5-E125BRU-01 | \$40.07 |
| 9/16 | 15.0 | LS5-E150BRU-01 | \$48.17 |
| 3/4 | 20.0 | LS5-E200BRU-01 | \$51.62 |
| 1 | 25.0 | LS5-E250BRU-01 | \$55.73 |
| 1-3/16 | 30.0 | LS5-E300BRU-01 | \$59.88 |



| Height (in) | Height (mm) | Item Number | MSRP |
|---------------------------|-------------|----------------|---------|
| Length: 8' 2-1/2" (2.5 m) | | | |
| 5/16 | 8.0 | LS6-E080CRP-01 | \$42.26 |
| 3/8 | 10.0 | LS6-E100CRP-01 | \$44.54 |
| 1/2 | 12.5 | LS6-E125CRP-01 | \$46.08 |

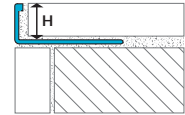


| Height (in) | Height (mm) | Item Number | MSRP |
|---------------------------|-------------|----------------|---------|
| Length: 8' 2-1/2" (2.5 m) | | | |
| 5/16 | 8.0 | LS6-E080GLG-01 | \$42.26 |
| 3/8 | 10.0 | LS6-E100GLG-01 | \$44.54 |
| 1/2 | 12.5 | LS6-E125GLG-01 | \$46.08 |



| Height (in) | Height (mm) | Item Number | MSRP |
|---------------------------|-------------|----------------|---------|
| Length: 8' 2-1/2" (2.5 m) | | | |
| 5/16 | 8.0 | LS6-E080BLG-01 | \$42.26 |
| 3/8 | 10.0 | LS6-E100BLG-01 | \$44.54 |
| 1/2 | 12.5 | LS6-E125BLG-01 | \$46.08 |

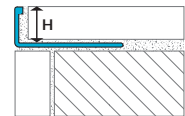




L-SHAPE EDGE PROFILES MADE OF ALUMINUM

| Height (in) | Height (mm) | Item Number | MSRP |
|----------------------------------|-------------|----------------|---------|
| Length: 8' 2-1/2" (2.5 m) | | | |
| 3/32 | 2.0 | LS1-A020NAT-01 | \$8.85 |
| 1/8 | 3.0 | LS1-A030NAT-01 | \$9.28 |
| 3/16 | 4.5 | LS1-A045NAT-01 | \$9.50 |
| 1/4 | 6.0 | LS1-A060NAT-01 | \$10.15 |
| 5/16 | 8.0 | LS1-A080NAT-01 | \$10.19 |
| 11/32 | 9.0 | LS1-A090NAT-01 | \$10.85 |
| 3/8 | 10.0 | LS1-A100NAT-01 | \$10.72 |
| 7/16 | 11.0 | LS1-A110NAT-01 | \$11.08 |
| 1/2 | 12.5 | LS1-A125NAT-01 | \$11.27 |
| 9/16 | 15.0 | LS1-A150NAT-01 | \$13.95 |
| 3/4 | 20.0 | LS1-A200NAT-01 | \$15.86 |
| 1 | 25.0 | LS1-A250NAT-01 | \$17.73 |
| 1-3/16 | 30.0 | LS1-A300NAT-01 | \$19.66 |

NATURAL

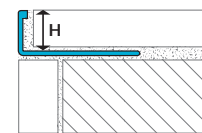


L-SHAPE EDGE PROFILES MADE OF ANODIZED ALUMINUM

| Height (in) | Height (mm) | Item Number | MSRP |
|----------------------------------|-------------|----------------|---------|
| Length: 8' 2-1/2" (2.5 m) | | | |
| 3/32 | 2.0 | LS2-A020SAT-01 | \$13.53 |
| 1/8 | 3.0 | LS2-A030SAT-01 | \$14.16 |
| 3/16 | 4.5 | LS2-A045SAT-01 | \$14.52 |
| 1/4 | 6.0 | LS2-A060SAT-01 | \$15.14 |
| 5/16 | 8.0 | LS2-A080SAT-01 | \$15.05 |
| 11/32 | 9.0 | LS2-A090SAT-01 | \$16.31 |
| 3/8 | 10.0 | LS2-A100SAT-01 | \$15.95 |
| 7/16 | 11.0 | LS2-A110SAT-01 | \$16.99 |
| 1/2 | 12.5 | LS2-A125SAT-01 | \$17.10 |
| 9/16 | 15.0 | LS2-A150SAT-01 | \$19.28 |
| 11/16 | 17.5 | LS2-A175SAT-01 | \$22.13 |
| 3/4 | 20.0 | LS2-A200SAT-01 | \$23.99 |
| 1 | 25.0 | LS2-A250SAT-01 | \$26.45 |
| 1-3/16 | 30.0 | LS2-A300SAT-01 | \$29.50 |
| Length: 10' (3.0 m) | | | |
| 3/8 | 10.0 | LS2-A100SAT-02 | \$19.95 |
| 1/2 | 12.5 | LS2-A125SAT-02 | \$21.38 |

SATIN





L-SHAPE EDGE PROFILES MADE OF ANODIZED ALUMINUM

| Height (in) | Height (mm) | Item Number | MSRP |
|----------------------------------|-------------|----------------|---------|
| Length: 8' 2-1/2" (2.5 m) | | | |
| 1/4 | 6.0 | LS2-A060PCR-01 | \$17.69 |
| 5/16 | 8.0 | LS2-A080PCR-01 | \$18.92 |
| 3/8 | 10.0 | LS2-A100PCR-01 | \$20.92 |
| 1/2 | 12.5 | LS2-A125PCR-01 | \$22.14 |
| Length: 10' (3.0 m) | | | |
| 5/16 | 8.0 | LS2-A080PCR-02 | \$23.64 |
| 3/8 | 10.0 | LS2-A100PCR-02 | \$26.15 |
| 1/2 | 12.5 | LS2-A125PCR-02 | \$27.65 |



| Height (in) | Height (mm) | Item Number | MSRP |
|----------------------------------|-------------|----------------|---------|
| Length: 8' 2-1/2" (2.5 m) | | | |
| 5/16 | 8.0 | LS2-A080BCR-01 | \$19.43 |
| 3/8 | 10.0 | LS2-A100BCR-01 | \$21.49 |
| 1/2 | 12.5 | LS2-A125BCR-01 | \$22.69 |



| Height (in) | Height (mm) | Item Number | MSRP |
|----------------------------------|-------------|----------------|---------|
| Length: 8' 2-1/2" (2.5 m) | | | |
| 1/4 | 6.0 | LS2-A060SNI-01 | \$18.00 |
| 5/16 | 8.0 | LS2-A080SNI-01 | \$18.38 |
| 3/8 | 10.0 | LS2-A100SNI-01 | \$18.73 |
| 1/2 | 12.5 | LS2-A125SNI-01 | \$19.35 |
| Length: 10' (3.0 m) | | | |
| 5/16 | 8.0 | LS2-A080SNI-02 | \$22.98 |
| 3/8 | 10.0 | LS2-A100SNI-02 | \$23.42 |
| 1/2 | 12.5 | LS2-A125SNI-02 | \$24.19 |



| Height (in) | Height (mm) | Item Number | MSRP |
|----------------------------------|-------------|----------------|---------|
| Length: 8' 2-1/2" (2.5 m) | | | |
| 1/4 | 6.0 | LS2-A060BNI-01 | \$20.90 |
| 5/16 | 8.0 | LS2-A080BNI-01 | \$21.15 |
| 3/8 | 10.0 | LS2-A100BNI-01 | \$21.60 |
| 1/2 | 12.5 | LS2-A125BNI-01 | \$22.54 |



| Height (in) | Height (mm) | Item Number | MSRP |
|----------------------------------|-------------|----------------|---------|
| Length: 8' 2-1/2" (2.5 m) | | | |
| 5/16 | 8.0 | LS2-A080PNI-01 | \$23.65 |
| 3/8 | 10.0 | LS2-A100PNI-01 | \$24.29 |
| 1/2 | 12.5 | LS2-A125PNI-01 | \$24.49 |



| Height (in) | Height (mm) | Item Number | MSRP |
|----------------------------------|-------------|----------------|---------|
| Length: 8' 2-1/2" (2.5 m) | | | |
| 5/16 | 8.0 | LS2-A080SBR-01 | \$15.69 |
| 3/8 | 10.0 | LS2-A100SBR-01 | \$17.50 |
| 1/2 | 12.5 | LS2-A125SBR-01 | \$18.70 |



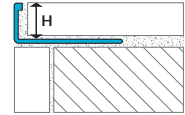
| Height (in) | Height (mm) | Item Number | MSRP |
|----------------------------------|-------------|----------------|---------|
| Length: 8' 2-1/2" (2.5 m) | | | |
| 5/16 | 8.0 | LS2-A080BBR-01 | \$20.81 |
| 3/8 | 10.0 | LS2-A100BBR-01 | \$22.34 |
| 1/2 | 12.5 | LS2-A125BBR-01 | \$23.51 |



| Height (in) | Height (mm) | Item Number | MSRP |
|----------------------------------|-------------|----------------|---------|
| Length: 8' 2-1/2" (2.5 m) | | | |
| 5/16 | 8.0 | LS2-A080ABB-01 | \$23.50 |
| 3/8 | 10.0 | LS2-A100ABB-01 | \$24.21 |
| 1/2 | 12.5 | LS2-A125ABB-01 | \$26.23 |
| Length: 10' (3.0 m) | | | |
| 5/16 | 8.0 | LS2-A080ABB-02 | \$29.38 |
| 3/8 | 10.0 | LS2-A100ABB-02 | \$30.27 |
| 1/2 | 12.5 | LS2-A125ABB-02 | \$32.77 |



L-SHAPE EDGE PROFILES MADE OF ANODIZED ALUMINUM



| Height (in) | Height (mm) | Item Number | MSRP |
|---------------------------|-------------|----------------|---------|
| Length: 8' 2-1/2" (2.5 m) | | | |
| 5/16 | 8.0 | LS2-A080BGR-01 | \$23.50 |
| 3/8 | 10.0 | LS2-A100BGR-01 | \$24.68 |
| 1/2 | 12.5 | LS2-A125BGR-01 | \$26.23 |



| Height (in) | Height (mm) | Item Number | MSRP |
|---------------------------|-------------|----------------|---------|
| Length: 8' 2-1/2" (2.5 m) | | | |
| 5/16 | 8.0 | LS2-A080BCU-01 | \$21.57 |
| 3/8 | 10.0 | LS2-A100BCU-01 | \$22.02 |
| 1/2 | 12.5 | LS2-A125BCU-01 | \$22.54 |

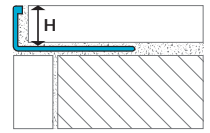


| Height (in) | Height (mm) | Item Number | MSRP |
|---------------------------|-------------|----------------|---------|
| Length: 8' 2-1/2" (2.5 m) | | | |
| 3/16 | 4.5 | LS2-A045HGB-01 | \$17.06 |
| 1/4 | 6.0 | LS2-A060HGB-01 | \$18.02 |
| 5/16 | 8.0 | LS2-A080HGB-01 | \$18.39 |
| 3/8 | 10.0 | LS2-A100HGB-01 | \$19.73 |
| 1/2 | 12.5 | LS2-A125HGB-01 | \$20.35 |



| Height (in) | Height (mm) | Item Number | MSRP |
|---------------------------|-------------|----------------|---------|
| Length: 8' 2-1/2" (2.5 m) | | | |
| 5/16 | 8.0 | LS2-A080BBL-01 | \$20.21 |
| 3/8 | 10.0 | LS2-A100BBL-01 | \$21.21 |
| 1/2 | 12.5 | LS2-A125BBL-01 | \$21.88 |





L-SHAPE EDGE PROFILES MADE OF COLOR COATED ALUMINUM

| Height (in) | Height (mm) | Item Number | MSRP |
|---------------------------|-------------|----------------|---------|
| Length: 8' 2-1/2" (2.5 m) | | | |
| 1/4 | 6.0 | LS3-A060BWH-01 | \$18.02 |
| 5/16 | 8.0 | LS3-A080BWH-01 | \$18.39 |
| 3/8 | 10.0 | LS3-A100BWH-01 | \$19.73 |
| 1/2 | 12.5 | LS3-A125BWH-01 | \$20.35 |



| Height (in) | Height (mm) | Item Number | MSRP |
|---------------------------|-------------|----------------|---------|
| Length: 8' 2-1/2" (2.5 m) | | | |
| 3/8 | 10.0 | LS3-A100SPE-01 | \$19.73 |
| 1/2 | 12.5 | LS3-A125SPE-01 | \$20.35 |



| Height (in) | Height (mm) | Item Number | MSRP |
|---------------------------|-------------|----------------|---------|
| Length: 8' 2-1/2" (2.5 m) | | | |
| 1/4 | 6.0 | LS3-A060MUS-01 | \$18.02 |
| 5/16 | 8.0 | LS3-A080MUS-01 | \$18.39 |
| 3/8 | 10.0 | LS3-A100MUS-01 | \$19.73 |
| 1/2 | 12.5 | LS3-A125MUS-01 | \$20.35 |



| Height (in) | Height (mm) | Item Number | MSRP |
|---------------------------|-------------|----------------|---------|
| Length: 8' 2-1/2" (2.5 m) | | | |
| 3/8 | 10.0 | LS3-A100LBE-01 | \$19.73 |
| 1/2 | 12.5 | LS3-A125LBE-01 | \$20.35 |



| Height (in) | Height (mm) | Item Number | MSRP |
|---------------------------|-------------|----------------|---------|
| Length: 8' 2-1/2" (2.5 m) | | | |
| 1/4 | 6.0 | LS3-A060FRO-01 | \$18.02 |
| 5/16 | 8.0 | LS3-A080FRO-01 | \$18.39 |
| 3/8 | 10.0 | LS3-A100FRO-01 | \$19.73 |
| 1/2 | 12.5 | LS3-A125FRO-01 | \$20.35 |



| Height (in) | Height (mm) | Item Number | MSRP |
|---------------------------|-------------|----------------|---------|
| Length: 8' 2-1/2" (2.5 m) | | | |
| 3/8 | 10.0 | LS3-A100MHG-01 | \$19.73 |
| 1/2 | 12.5 | LS3-A125MHG-01 | \$20.35 |



| Height (in) | Height (mm) | Item Number | MSRP |
|---------------------------|-------------|----------------|---------|
| Length: 8' 2-1/2" (2.5 m) | | | |
| 3/8 | 10.0 | LS3-A100GRE-01 | \$19.73 |
| 1/2 | 12.5 | LS3-A125GRE-01 | \$20.35 |



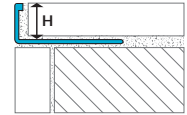
| Height (in) | Height (mm) | Item Number | MSRP |
|---------------------------|-------------|----------------|---------|
| Length: 8' 2-1/2" (2.5 m) | | | |
| 3/8 | 10.0 | LS3-A100BLB-01 | \$19.73 |
| 1/2 | 12.5 | LS3-A125BLB-01 | \$20.35 |



| Height (in) | Height (mm) | Item Number | MSRP |
|---------------------------|-------------|----------------|---------|
| Length: 8' 2-1/2" (2.5 m) | | | |
| 1/4 | 6.0 | LS3-A060MBL-01 | \$18.02 |
| 5/16 | 8.0 | LS3-A080MBL-01 | \$18.39 |
| 3/8 | 10.0 | LS3-A100MBL-01 | \$19.73 |
| 1/2 | 12.5 | LS3-A125MBL-01 | \$20.35 |



L-SHAPE EDGE PROFILES MADE OF TEXTURE COATED ALUMINUM



| Height (in) | Height (mm) | Item Number | MSRP |
|---------------------------|-------------|----------------|---------|
| Length: 8' 2-1/2" (2.5 m) | | | |
| 5/16 | 8.0 | LS4-A080MBW-01 | \$26.04 |
| 3/8 | 10.0 | LS4-A100MBW-01 | \$26.54 |
| 1/2 | 12.5 | LS4-A125MBW-01 | \$27.36 |



| Height (in) | Height (mm) | Item Number | MSRP |
|---------------------------|-------------|----------------|---------|
| Length: 8' 2-1/2" (2.5 m) | | | |
| 5/16 | 8.0 | LS4-A080BRW-01 | \$32.56 |
| 3/8 | 10.0 | LS4-A100BRW-01 | \$33.20 |
| 1/2 | 12.5 | LS4-A125BRW-01 | \$34.20 |



| Height (in) | Height (mm) | Item Number | MSRP |
|---------------------------|-------------|----------------|---------|
| Length: 8' 2-1/2" (2.5 m) | | | |
| 5/16 | 8.0 | LS4-A080SAU-01 | \$32.56 |
| 3/8 | 10.0 | LS4-A100SAU-01 | \$33.20 |
| 1/2 | 12.5 | LS4-A125SAU-01 | \$34.20 |



| Height (in) | Height (mm) | Item Number | MSRP |
|---------------------------|-------------|----------------|---------|
| Length: 8' 2-1/2" (2.5 m) | | | |
| 3/8 | 10.0 | LS4-A100ALM-01 | \$33.20 |
| 1/2 | 12.5 | LS4-A125ALM-01 | \$34.20 |



| Height (in) | Height (mm) | Item Number | MSRP |
|---------------------------|-------------|----------------|---------|
| Length: 8' 2-1/2" (2.5 m) | | | |
| 5/16 | 8.0 | LS4-A080IVO-01 | \$32.56 |
| 3/8 | 10.0 | LS4-A100IVO-01 | \$33.20 |
| 1/2 | 12.5 | LS4-A125IVO-01 | \$34.20 |



| Height (in) | Height (mm) | Item Number | MSRP |
|---------------------------|-------------|----------------|---------|
| Length: 8' 2-1/2" (2.5 m) | | | |
| 5/16 | 8.0 | LS4-A080MBE-01 | \$32.56 |
| 3/8 | 10.0 | LS4-A100MBE-01 | \$33.20 |
| 1/2 | 12.5 | LS4-A125MBE-01 | \$34.20 |



| Height (in) | Height (mm) | Item Number | MSRP |
|---------------------------|-------------|----------------|---------|
| Length: 8' 2-1/2" (2.5 m) | | | |
| 3/8 | 10.0 | LS4-A100FOS-01 | \$33.20 |
| 1/2 | 12.5 | LS4-A125FOS-01 | \$34.20 |



| Height (in) | Height (mm) | Item Number | MSRP |
|---------------------------|-------------|----------------|---------|
| Length: 8' 2-1/2" (2.5 m) | | | |
| 5/16 | 8.0 | LS4-A080STS-01 | \$32.56 |
| 3/8 | 10.0 | LS4-A100STS-01 | \$33.20 |
| 1/2 | 12.5 | LS4-A125STS-01 | \$34.20 |

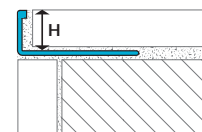


| Height (in) | Height (mm) | Item Number | MSRP |
|---------------------------|-------------|----------------|---------|
| Length: 8' 2-1/2" (2.5 m) | | | |
| 3/8 | 10.0 | LS4-A100HOC-01 | \$33.20 |
| 1/2 | 12.5 | LS4-A125HOC-01 | \$34.20 |



| Height (in) | Height (mm) | Item Number | MSRP |
|---------------------------|-------------|----------------|---------|
| Length: 8' 2-1/2" (2.5 m) | | | |
| 3/8 | 10.0 | LS4-A100MUS-01 | \$33.20 |
| 1/2 | 12.5 | LS4-A125MUS-01 | \$34.20 |





L-SHAPE EDGE PROFILES MADE OF TEXTURE COATED ALUMINUM

| Height (in) | Height (mm) | Item Number | MSRP |
|---------------------------|-------------|----------------|---------|
| Length: 8' 2-1/2" (2.5 m) | | | |
| 3/8 | 10.0 | LS4-A100SIL-01 | \$33.20 |
| 1/2 | 12.5 | LS4-A125SIL-01 | \$34.20 |




| Height (in) | Height (mm) | Item Number | MSRP |
|---------------------------|-------------|----------------|---------|
| Length: 8' 2-1/2" (2.5 m) | | | |
| 3/8 | 10.0 | LS4-A100BUC-01 | \$33.20 |
| 1/2 | 12.5 | LS4-A125BUC-01 | \$34.20 |



| Height (in) | Height (mm) | Item Number | MSRP |
|---------------------------|-------------|----------------|---------|
| Length: 8' 2-1/2" (2.5 m) | | | |
| 3/8 | 10.0 | LS4-A100TAL-01 | \$33.20 |
| 1/2 | 12.5 | LS4-A125TAL-01 | \$34.20 |



| Height (in) | Height (mm) | Item Number | MSRP |
|---------------------------|-------------|----------------|---------|
| Length: 8' 2-1/2" (2.5 m) | | | |
| 3/8 | 10.0 | LS4-A100PAR-01 | \$33.20 |
| 1/2 | 12.5 | LS4-A125PAR-01 | \$34.20 |



| Height (in) | Height (mm) | Item Number | MSRP |
|---------------------------|-------------|----------------|---------|
| Length: 8' 2-1/2" (2.5 m) | | | |
| 3/8 | 10.0 | LS4-A100SAB-01 | \$33.20 |
| 1/2 | 12.5 | LS4-A125SAB-01 | \$34.20 |



| Height (in) | Height (mm) | Item Number | MSRP |
|---------------------------|-------------|----------------|---------|
| Length: 8' 2-1/2" (2.5 m) | | | |
| 1/4 | 6.0 | LS4-A060ANW-01 | \$31.86 |
| 5/16 | 8.0 | LS4-A080ANW-01 | \$32.56 |
| 3/8 | 10.0 | LS4-A100ANW-01 | \$33.20 |
| 1/2 | 12.5 | LS4-A125ANW-01 | \$34.20 |



| Height (in) | Height (mm) | Item Number | MSRP |
|---------------------------|-------------|----------------|---------|
| Length: 8' 2-1/2" (2.5 m) | | | |
| 5/16 | 8.0 | LS4-A080LIP-01 | \$32.56 |
| 3/8 | 10.0 | LS4-A100LIP-01 | \$33.20 |
| 1/2 | 12.5 | LS4-A125LIP-01 | \$34.20 |



| Height (in) | Height (mm) | Item Number | MSRP |
|---------------------------|-------------|----------------|---------|
| Length: 8' 2-1/2" (2.5 m) | | | |
| 5/16 | 8.0 | LS4-A080NAG-01 | \$32.56 |
| 3/8 | 10.0 | LS4-A100NAG-01 | \$33.20 |
| 1/2 | 12.5 | LS4-A125NAG-01 | \$34.20 |



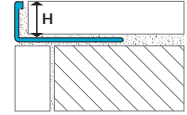
| Height (in) | Height (mm) | Item Number | MSRP |
|---------------------------|-------------|----------------|---------|
| Length: 8' 2-1/2" (2.5 m) | | | |
| 3/8 | 10.0 | LS4-A100LAT-01 | \$33.20 |
| 1/2 | 12.5 | LS4-A125LAT-01 | \$34.20 |




| Height (in) | Height (mm) | Item Number | MSRP |
|---------------------------|-------------|----------------|---------|
| Length: 8' 2-1/2" (2.5 m) | | | |
| 5/16 | 8.0 | LS4-A080DKH-01 | \$32.56 |
| 3/8 | 10.0 | LS4-A100DKH-01 | \$33.20 |
| 1/2 | 12.5 | LS4-A125DKH-01 | \$34.20 |



L-SHAPE EDGE PROFILES MADE OF TEXTURE COATED ALUMINUM



| Height (in) | Height (mm) | Item Number | MSRP |
|---------------------------|-------------|----------------|---------|
| Length: 8' 2-1/2" (2.5 m) | | | |
| 5/16 | 8.0 | LS4-A080WAL-01 | \$32.56 |
| 3/8 | 10.0 | LS4-A100WAL-01 | \$33.20 |
| 1/2 | 12.5 | LS4-A125WAL-01 | \$34.20 |



| Height (in) | Height (mm) | Item Number | MSRP |
|---------------------------|-------------|----------------|---------|
| Length: 8' 2-1/2" (2.5 m) | | | |
| 5/16 | 8.0 | LS4-A080SMG-01 | \$32.56 |
| 3/8 | 10.0 | LS4-A100SMG-01 | \$33.20 |
| 1/2 | 12.5 | LS4-A125SMG-01 | \$34.20 |



| Height (in) | Height (mm) | Item Number | MSRP |
|---------------------------|-------------|----------------|---------|
| Length: 8' 2-1/2" (2.5 m) | | | |
| 5/16 | 8.0 | LS4-A080GRG-01 | \$32.56 |
| 3/8 | 10.0 | LS4-A100GRG-01 | \$33.20 |
| 1/2 | 12.5 | LS4-A125GRG-01 | \$34.20 |



| Height (in) | Height (mm) | Item Number | MSRP |
|---------------------------|-------------|----------------|---------|
| Length: 8' 2-1/2" (2.5 m) | | | |
| 5/16 | 8.0 | LS4-A080SIS-01 | \$32.56 |
| 3/8 | 10.0 | LS4-A100SIS-01 | \$33.20 |
| 1/2 | 12.5 | LS4-A125SIS-01 | \$34.20 |



| Height (in) | Height (mm) | Item Number | MSRP |
|---------------------------|-------------|----------------|---------|
| Length: 8' 2-1/2" (2.5 m) | | | |
| 5/16 | 8.0 | LS4-A080FRO-01 | \$32.56 |
| 3/8 | 10.0 | LS4-A100FRO-01 | \$33.20 |
| 1/2 | 12.5 | LS4-A125FRO-01 | \$34.20 |



| Height (in) | Height (mm) | Item Number | MSRP |
|---------------------------|-------------|----------------|---------|
| Length: 8' 2-1/2" (2.5 m) | | | |
| 3/8 | 10.0 | LS4-A100STE-01 | \$33.20 |
| 1/2 | 12.5 | LS4-A125STE-01 | \$34.20 |



| Height (in) | Height (mm) | Item Number | MSRP |
|---------------------------|-------------|----------------|---------|
| Length: 8' 2-1/2" (2.5 m) | | | |
| 3/8 | 10.0 | LS4-A100IRO-01 | \$33.20 |
| 1/2 | 12.5 | LS4-A125IRO-01 | \$34.20 |



| Height (in) | Height (mm) | Item Number | MSRP |
|---------------------------|-------------|----------------|---------|
| Length: 8' 2-1/2" (2.5 m) | | | |
| 5/16 | 8.0 | LS4-A080MIN-01 | \$32.56 |
| 3/8 | 10.0 | LS4-A100MIN-01 | \$33.20 |
| 1/2 | 12.5 | LS4-A125MIN-01 | \$34.20 |

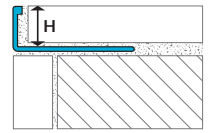


| Height (in) | Height (mm) | Item Number | MSRP |
|---------------------------|-------------|----------------|---------|
| Length: 8' 2-1/2" (2.5 m) | | | |
| 3/8 | 10.0 | LS4-A100TEC-01 | \$33.20 |
| 1/2 | 12.5 | LS4-A125TEC-01 | \$34.20 |



| Height (in) | Height (mm) | Item Number | MSRP |
|---------------------------|-------------|----------------|---------|
| Length: 8' 2-1/2" (2.5 m) | | | |
| 3/8 | 10.0 | LS4-A100QUR-01 | \$33.20 |
| 1/2 | 12.5 | LS4-A125QUR-01 | \$34.20 |





L-SHAPE EDGE PROFILES MADE OF TEXTURE COATED ALUMINUM

| Height (in) | Height (mm) | Item Number | MSRP |
|---------------------------|-------------|----------------|---------|
| Length: 8' 2-1/2" (2.5 m) | | | |
| 3/8 | 10.0 | LS4-A100ESP-01 | \$33.20 |
| 1/2 | 12.5 | LS4-A125ESP-01 | \$34.20 |



| Height (in) | Height (mm) | Item Number | MSRP |
|---------------------------|-------------|----------------|---------|
| Length: 8' 2-1/2" (2.5 m) | | | |
| 3/8 | 10.0 | LS4-A100SAS-01 | \$33.20 |
| 1/2 | 12.5 | LS4-A125SAS-01 | \$34.20 |



| Height (in) | Height (mm) | Item Number | MSRP |
|---------------------------|-------------|----------------|---------|
| Length: 8' 2-1/2" (2.5 m) | | | |
| 3/8 | 10.0 | LS4-A100HEM-01 | \$33.20 |
| 1/2 | 12.5 | LS4-A125HEM-01 | \$34.20 |



| Height (in) | Height (mm) | Item Number | MSRP |
|---------------------------|-------------|----------------|---------|
| Length: 8' 2-1/2" (2.5 m) | | | |
| 3/8 | 10.0 | LS4-A100STG-01 | \$33.20 |
| 1/2 | 12.5 | LS4-A125STG-01 | \$34.20 |



| Height (in) | Height (mm) | Item Number | MSRP |
|---------------------------|-------------|----------------|---------|
| Length: 8' 2-1/2" (2.5 m) | | | |
| 5/16 | 8.0 | LS4-A080MOC-01 | \$32.56 |
| 3/8 | 10.0 | LS4-A100MOC-01 | \$33.20 |
| 1/2 | 12.5 | LS4-A125MOC-01 | \$34.20 |



| Height (in) | Height (mm) | Item Number | MSRP |
|---------------------------|-------------|----------------|---------|
| Length: 8' 2-1/2" (2.5 m) | | | |
| 5/16 | 8.0 | LS4-A080CBR-01 | \$32.56 |
| 3/8 | 10.0 | LS4-A100CBR-01 | \$33.20 |
| 1/2 | 12.5 | LS4-A125CBR-01 | \$34.20 |



| Height (in) | Height (mm) | Item Number | MSRP |
|---------------------------|-------------|----------------|---------|
| Length: 8' 2-1/2" (2.5 m) | | | |
| 3/8 | 10.0 | LS4-A100AUG-01 | \$33.20 |
| 1/2 | 12.5 | LS4-A125AUG-01 | \$34.20 |



| Height (in) | Height (mm) | Item Number | MSRP |
|---------------------------|-------------|----------------|---------|
| Length: 8' 2-1/2" (2.5 m) | | | |
| 5/16 | 8.0 | LS4-A080SGR-01 | \$32.56 |
| 3/8 | 10.0 | LS4-A100SGR-01 | \$33.20 |
| 1/2 | 12.5 | LS4-A125SGR-01 | \$34.20 |



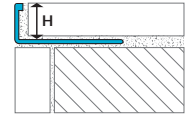
| Height (in) | Height (mm) | Item Number | MSRP |
|---------------------------|-------------|----------------|---------|
| Length: 8' 2-1/2" (2.5 m) | | | |
| 5/16 | 8.0 | LS4-A080DUG-01 | \$32.56 |
| 3/8 | 10.0 | LS4-A100DUG-01 | \$33.20 |
| 1/2 | 12.5 | LS4-A125DUG-01 | \$34.20 |



| Height (in) | Height (mm) | Item Number | MSRP |
|---------------------------|-------------|----------------|---------|
| Length: 8' 2-1/2" (2.5 m) | | | |
| 3/8 | 10.0 | LS4-A100TWB-01 | \$33.20 |
| 1/2 | 12.5 | LS4-A125TWB-01 | \$34.20 |



L-SHAPE EDGE PROFILES MADE OF TEXTURE COATED ALUMINUM



| Height (in) | Height (mm) | Item Number | MSRP |
|---------------------------|-------------|----------------|---------|
| Length: 8' 2-1/2" (2.5 m) | | | |
| 5/16 | 8.0 | LS4-A080PLA-01 | \$32.56 |
| 3/8 | 10.0 | LS4-A100PLA-01 | \$33.20 |
| 1/2 | 12.5 | LS4-A125PLA-01 | \$34.20 |



| Height (in) | Height (mm) | Item Number | MSRP |
|---------------------------|-------------|----------------|---------|
| Length: 8' 2-1/2" (2.5 m) | | | |
| 3/8 | 10.0 | LS4-A100SLG-01 | \$33.20 |
| 1/2 | 12.5 | LS4-A125SLG-01 | \$34.20 |



| Height (in) | Height (mm) | Item Number | MSRP |
|---------------------------|-------------|----------------|---------|
| Length: 8' 2-1/2" (2.5 m) | | | |
| 5/16 | 8.0 | LS4-A080RAV-01 | \$32.56 |
| 3/8 | 10.0 | LS4-A100RAV-01 | \$33.20 |
| 1/2 | 12.5 | LS4-A120RAV-01 | \$34.20 |



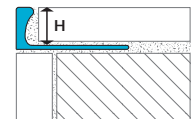
| Height (in) | Height (mm) | Item Number | MSRP |
|---------------------------|-------------|----------------|---------|
| Length: 8' 2-1/2" (2.5 m) | | | |
| 5/16 | 8.0 | LS4-A080MIB-01 | \$32.56 |
| 3/8 | 10.0 | LS4-A100MIB-01 | \$33.20 |
| 1/2 | 12.5 | LS4-A125MIB-01 | \$34.20 |



| Height (in) | Height (mm) | Item Number | MSRP |
|---------------------------|-------------|----------------|---------|
| Length: 8' 2-1/2" (2.5 m) | | | |
| 1/4 | 6.0 | LS4-A060MBL-01 | \$25.48 |
| 5/16 | 8.0 | LS4-A080MBL-01 | \$26.04 |
| 3/8 | 10.0 | LS4-A100MBL-01 | \$26.54 |
| 1/2 | 12.5 | LS4-A125MBL-01 | \$27.36 |



L-SHAPE EDGE PROFILES MADE OF PVC



| Height (in) | Height (mm) | Item Number | MSRP |
|---------------------------|-------------|----------------|--------|
| Length: 8' 2-1/2" (2.5 m) | | | |
| 5/16 | 8.0 | LS8-P080BWH-01 | \$6.22 |
| 3/8 | 10.0 | LS8-P100BWH-01 | \$6.36 |
| 1/2 | 12.5 | LS8-P125BWH-01 | \$6.71 |
| Length: 10' (3.0 m) | | | |
| 5/16 | 8.0 | LS8-P080BWH-02 | \$7.76 |
| 3/8 | 10.0 | LS8-P100BWH-02 | \$7.95 |
| 1/2 | 12.5 | LS8-P125BWH-02 | \$8.38 |



| Height (in) | Height (mm) | Item Number | MSRP |
|---------------------------|-------------|----------------|--------|
| Length: 8' 2-1/2" (2.5 m) | | | |
| 5/16 | 8.0 | LS8-P080ALM-01 | \$6.22 |
| 3/8 | 10.0 | LS8-P100ALM-01 | \$6.36 |
| 1/2 | 12.5 | LS8-P125ALM-01 | \$6.71 |

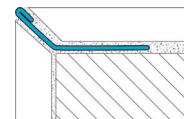


| Height (in) | Height (mm) | Item Number | MSRP |
|---------------------------|-------------|----------------|--------|
| Length: 8' 2-1/2" (2.5 m) | | | |
| 5/16 | 8.0 | LS8-P080FRO-01 | \$6.22 |
| 3/8 | 10.0 | LS8-P100FRO-01 | \$6.36 |
| 1/2 | 12.5 | LS8-P125FRO-01 | \$6.71 |



| Height (in) | Height (mm) | Item Number | MSRP |
|---------------------------|-------------|----------------|--------|
| Length: 8' 2-1/2" (2.5 m) | | | |
| 5/16 | 8.0 | LS8-P080BLK-01 | \$6.22 |
| 3/8 | 10.0 | LS8-P100BLK-01 | \$6.36 |
| 1/2 | 12.5 | LS8-P125BLK-01 | \$6.71 |

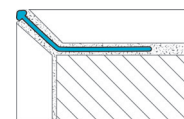




FINISHING PROFILES MADE OF STAINLESS STEEL 304

inclined version 135°

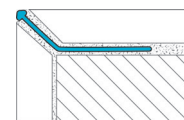
| Height (in) | Height (mm) | Item Number | MSRP |
|---------------------------|-------------|----------------|---------|
| Length: 8' 2-1/2" (2.5 m) | | | |
| 5/16 | 8.0 | FP1-E090GLO-01 | \$29.68 |
| 3/8 | 10.0 | FP1-E110GLO-01 | \$30.65 |
| 1/2 | 12.5 | FP1-E125GLO-01 | \$31.22 |



FINISHING PROFILES MADE OF ANODIZED ALUMINUM

inclined version 135°


| Height (in) | Height (mm) | Item Number | MSRP |
|---------------------------|-------------|----------------|---------|
| Length: 8' 2-1/2" (2.5 m) | | | |
| 1/2 | 12.5 | FP1-A125SAT-01 | \$19.27 |



FINISHING PROFILES MADE OF TEXTURE COATED ALUMINUM

inclined version 135°

| Height (in) | Height (mm) | Item Number | MSRP |
|---------------------------|-------------|----------------|---------|
| Length: 8' 2-1/2" (2.5 m) | | | |
| 1/2 | 12.5 | FP1-A125ANW-01 | \$25.33 |



| Height (in) | Height (mm) | Item Number | MSRP |
|---------------------------|-------------|----------------|---------|
| Length: 8' 2-1/2" (2.5 m) | | | |
| 1/2 | 12.5 | FP1-A125DKH-01 | \$25.33 |



| Height (in) | Height (mm) | Item Number | MSRP |
|---------------------------|-------------|----------------|---------|
| Length: 8' 2-1/2" (2.5 m) | | | |
| 1/2 | 12.5 | FP1-A125CBR-01 | \$25.33 |




| Height (in) | Height (mm) | Item Number | MSRP |
|---------------------------|-------------|----------------|---------|
| Length: 8' 2-1/2" (2.5 m) | | | |
| 1/2 | 12.5 | FP1-A125MOC-01 | \$25.33 |



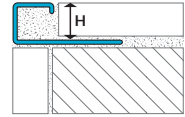
| Height (in) | Height (mm) | Item Number | MSRP |
|---------------------------|-------------|----------------|---------|
| Length: 8' 2-1/2" (2.5 m) | | | |
| 1/2 | 12.5 | FP1-A125RAV-01 | \$25.33 |



| Height (in) | Height (mm) | Item Number | MSRP |
|---------------------------|-------------|----------------|---------|
| Length: 8' 2-1/2" (2.5 m) | | | |
| 1/2 | 12.5 | FP1-A125DUG-01 | \$25.33 |



SQUARE EDGE PROFILES MADE OF STAINLESS STEEL 304
with corner pieces



| Height (in) | Height (mm) | Item Number | MSRP |
|----------------------------------|-------------|----------------|---------|
| Length: 8' 2-1/2" (2.5 m) | | | |
| 9/32 | 7.0 | SQ5-E070GLO-01 | \$41.93 |
| 5/16 | 8.0 | SQ5-E080GLO-01 | \$42.19 |
| 11/32 | 9.0 | SQ5-E090GLO-01 | \$44.98 |
| 3/8 | 10.0 | SQ5-E100GLO-01 | \$45.32 |
| 7/16 | 11.0 | SQ5-E110GLO-01 | \$46.89 |
| 1/2 | 12.5 | SQ5-E125GLO-01 | \$48.28 |

| Height (in) | Height (mm) | Item Number | MSRP |
|-----------------------------------|-------------|----------------|---------|
| Square Edge Corner Pieces* | | | |
| 9/32 | 7.0 | SQ5-E070GLO-11 | \$31.49 |
| 5/16 | 8.0 | SQ5-E080GLO-11 | \$31.92 |
| 11/32 | 9.0 | SQ5-E090GLO-11 | \$33.05 |
| 3/8 | 10.0 | SQ5-E100GLO-11 | \$34.49 |
| 7/16 | 11.0 | SQ5-E110GLO-11 | \$35.00 |
| 1/2 | 12.5 | SQ5-E125GLO-11 | \$35.39 |

GLOSS



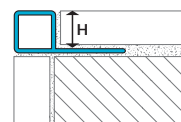
| Height (in) | Height (mm) | Item Number | MSRP |
|----------------------------------|-------------|----------------|---------|
| Length: 8' 2-1/2" (2.5 m) | | | |
| 9/32 | 7.0 | SQ5-E070BRU-01 | \$61.70 |
| 5/16 | 8.0 | SQ5-E080BRU-01 | \$63.93 |
| 11/32 | 9.0 | SQ5-E090BRU-01 | \$66.20 |
| 3/8 | 10.0 | SQ5-E100BRU-01 | \$68.66 |
| 7/16 | 11.0 | SQ5-E110BRU-01 | \$71.06 |
| 1/2 | 12.5 | SQ5-E125BRU-01 | \$73.16 |

| Height (in) | Height (mm) | Item Number | MSRP |
|-----------------------------------|-------------|----------------|---------|
| Square Edge Corner Pieces* | | | |
| 9/32 | 7.0 | SQ5-E070BRU-11 | \$37.89 |
| 5/16 | 8.0 | SQ5-E080BRU-11 | \$38.28 |
| 11/32 | 9.0 | SQ5-E090BRU-11 | \$39.62 |
| 3/8 | 10.0 | SQ5-E100BRU-11 | \$41.34 |
| 7/16 | 11.0 | SQ5-E110BRU-11 | \$41.95 |
| 1/2 | 12.5 | SQ5-E125BRU-11 | \$42.36 |

BRUSHED



* All corner pieces can be used both as internal and external corners.



SQUARE EDGE PROFILES MADE OF ANODIZED ALUMINUM
with corner pieces

| Height (in) | Height (mm) | Item Number | MSRP |
|---------------------------|-------------|----------------|---------|
| Length: 8' 2-1/2" (2.5 m) | | | |
| 9/32 | 7.0 | SQ2-A070SAT-01 | \$18.66 |
| 5/16 | 8.0 | SQ2-A080SAT-01 | \$19.04 |
| 11/32 | 9.0 | SQ2-A090SAT-01 | \$19.82 |
| 3/8 | 10.0 | SQ2-A100SAT-01 | \$20.59 |
| 7/16 | 11.0 | SQ2-A110SAT-01 | \$21.68 |
| 1/2 | 12.5 | SQ2-A125SAT-01 | \$22.99 |

| Height (in) | Height (mm) | Item Number | MSRP |
|---------------------------|-------------|----------------|---------|
| Length: 8' 2-1/2" (2.5 m) | | | |
| 9/32 | 7.0 | SQ2-A070PCR-01 | \$24.35 |
| 5/16 | 8.0 | SQ2-A080PCR-01 | \$25.86 |
| 11/32 | 9.0 | SQ2-A090PCR-01 | \$27.20 |
| 3/8 | 10.0 | SQ2-A100PCR-01 | \$28.52 |
| 7/16 | 11.0 | SQ2-A110PCR-01 | \$30.35 |
| 1/2 | 12.5 | SQ2-A125PCR-01 | \$33.42 |
| Length: 10' (3.0 m) | | | |
| 1/2 | 12.5 | SQ2-A125PCR-02 | \$41.77 |

| Height (in) | Height (mm) | Item Number | MSRP |
|---------------------------|-------------|----------------|---------|
| Length: 8' 2-1/2" (2.5 m) | | | |
| 9/32 | 7.0 | SQ2-A070BCR-01 | \$33.35 |
| 11/32 | 9.0 | SQ2-A090BCR-01 | \$37.25 |
| 3/8 | 10.0 | SQ2-A100BCR-01 | \$39.08 |
| 7/16 | 11.0 | SQ2-A110BCR-01 | \$41.58 |
| 1/2 | 12.5 | SQ2-A125BCR-01 | \$45.77 |

| Height (in) | Height (mm) | Item Number | MSRP |
|---------------------------|-------------|----------------|---------|
| Length: 8' 2-1/2" (2.5 m) | | | |
| 9/32 | 7.0 | SQ2-A070SNI-01 | \$19.92 |
| 11/32 | 9.0 | SQ2-A090SNI-01 | \$23.59 |
| 3/8 | 10.0 | SQ2-A100SNI-01 | \$21.90 |
| 7/16 | 11.0 | SQ2-A110SNI-01 | \$22.69 |
| 1/2 | 12.5 | SQ2-A125SNI-01 | \$24.39 |

| Height (in) | Height (mm) | Item Number | MSRP |
|---------------------------|-------------|----------------|---------|
| Length: 8' 2-1/2" (2.5 m) | | | |
| 9/32 | 7.0 | SQ2-A070BNI-01 | \$23.94 |
| 5/16 | 8.0 | SQ2-A080BNI-01 | \$25.19 |
| 11/32 | 9.0 | SQ2-A090BNI-01 | \$26.61 |
| 3/8 | 10.0 | SQ2-A100BNI-01 | \$28.04 |
| 7/16 | 11.0 | SQ2-A110BNI-01 | \$28.58 |
| 1/2 | 12.5 | SQ2-A125BNI-01 | \$30.28 |


| Height (in) | Height (mm) | Item Number | MSRP |
|----------------------------|-------------|----------------|--------|
| Square Edge Corner Pieces* | | | |
| 9/32 | 7.0 | SQ2-A070SAT-11 | \$8.31 |
| 5/16 | 8.0 | SQ2-A080SAT-11 | \$8.31 |
| 11/32 | 9.0 | SQ2-A090SAT-11 | \$8.31 |
| 3/8 | 10.0 | SQ2-A100SAT-11 | \$8.31 |
| 7/16 | 11.0 | SQ2-A110SAT-11 | \$8.31 |
| 1/2 | 12.5 | SQ2-A125SAT-11 | \$8.31 |

| Height (in) | Height (mm) | Item Number | MSRP |
|----------------------------|-------------|----------------|--------|
| Square Edge Corner Pieces* | | | |
| 9/32 | 7.0 | SQ2-A070PCR-11 | \$9.85 |
| 5/16 | 8.0 | SQ2-A080PCR-11 | \$9.85 |
| 11/32 | 9.0 | SQ2-A090PCR-11 | \$9.85 |
| 3/8 | 10.0 | SQ2-A100PCR-11 | \$9.85 |
| 7/16 | 11.0 | SQ2-A110PCR-11 | \$9.85 |
| 1/2 | 12.5 | SQ2-A125PCR-11 | \$9.85 |

| Height (in) | Height (mm) | Item Number | MSRP |
|----------------------------|-------------|----------------|---------|
| Square Edge Corner Pieces* | | | |
| 9/32 | 7.0 | SQ2-A070BCR-11 | \$13.87 |
| 11/32 | 9.0 | SQ2-A090BCR-11 | \$13.87 |
| 3/8 | 10.0 | SQ2-A100BCR-11 | \$13.87 |
| 7/16 | 11.0 | SQ2-A110BCR-11 | \$13.87 |
| 1/2 | 12.5 | SQ2-A125BCR-11 | \$13.87 |

| Height (in) | Height (mm) | Item Number | MSRP |
|----------------------------|-------------|----------------|--------|
| Square Edge Corner Pieces* | | | |
| 9/32 | 7.0 | SQ2-A070SNI-11 | \$8.14 |
| 11/32 | 9.0 | SQ2-A090SNI-11 | \$8.14 |
| 3/8 | 10.0 | SQ2-A100SNI-11 | \$8.14 |
| 7/16 | 11.0 | SQ2-A110SNI-11 | \$8.14 |
| 1/2 | 12.5 | SQ2-A125SNI-11 | \$8.14 |

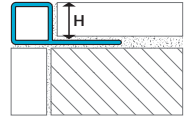
| Height (in) | Height (mm) | Item Number | MSRP |
|----------------------------|-------------|----------------|---------|
| Square Edge Corner Pieces* | | | |
| 9/32 | 7.0 | SQ2-A070BNI-11 | \$15.07 |
| 5/16 | 8.0 | SQ2-A080BNI-11 | \$15.07 |
| 11/32 | 9.0 | SQ2-A090BNI-11 | \$15.07 |
| 3/8 | 10.0 | SQ2-A100BNI-11 | \$15.07 |
| 7/16 | 11.0 | SQ2-A110BNI-11 | \$15.07 |
| 1/2 | 12.5 | SQ2-A125BNI-11 | \$15.07 |



* All corner pieces can be used both as internal and external corners.


SQUARE EDGE PROFILES MADE OF ANODIZED ALUMINUM

with corner pieces



| Height (in) | Height (mm) | Item Number | MSRP |
|---------------------------|-------------|----------------|---------|
| Length: 8' 2-1/2" (2.5 m) | | | |
| 9/32 | 7.0 | SQ2-A070PNI-01 | \$21.75 |
| 5/16 | 8.0 | SQ2-A080PNI-01 | \$22.90 |
| 11/32 | 9.0 | SQ2-A090PNI-01 | \$24.19 |
| 3/8 | 10.0 | SQ2-A100PNI-01 | \$25.48 |
| 7/16 | 11.0 | SQ2-A110PNI-01 | \$25.98 |
| 1/2 | 12.5 | SQ2-A125PNI-01 | \$27.53 |


| Height (in) | Height (mm) | Item Number | MSRP |
|----------------------------|-------------|----------------|---------|
| Square Edge Corner Pieces* | | | |
| 9/32 | 7.0 | SQ2-A070PNI-11 | \$13.81 |
| 5/16 | 8.0 | SQ2-A080PNI-11 | \$13.81 |
| 11/32 | 9.0 | SQ2-A090PNI-11 | \$13.81 |
| 3/8 | 10.0 | SQ2-A100PNI-11 | \$13.81 |
| 7/16 | 11.0 | SQ2-A110PNI-11 | \$13.81 |
| 1/2 | 12.5 | SQ2-A125PNI-11 | \$13.81 |



POLISHED NICKEL

| Height (in) | Height (mm) | Item Number | MSRP |
|---------------------------|-------------|----------------|---------|
| Length: 8' 2-1/2" (2.5 m) | | | |
| 3/8 | 10.0 | SQ2-A100ABB-01 | \$28.04 |
| 1/2 | 12.5 | SQ2-A125ABB-01 | \$30.28 |

| Height (in) | Height (mm) | Item Number | MSRP |
|----------------------------|-------------|----------------|---------|
| Square Edge Corner Pieces* | | | |
| 3/8 | 10.0 | SQ2-A100ABB-11 | \$15.07 |
| 1/2 | 12.5 | SQ2-A125ABB-11 | \$15.07 |



ANTIQUE BRUSHED BRONZE

| Height (in) | Height (mm) | Item Number | MSRP |
|---------------------------|-------------|----------------|---------|
| Length: 8' 2-1/2" (2.5 m) | | | |
| 3/8 | 10.0 | SQ2-A100BCU-01 | \$28.04 |
| 1/2 | 12.5 | SQ2-A125BCU-01 | \$30.28 |


| Height (in) | Height (mm) | Item Number | MSRP |
|----------------------------|-------------|----------------|---------|
| Square Edge Corner Pieces* | | | |
| 3/8 | 10.0 | SQ2-A100BCU-11 | \$15.07 |
| 1/2 | 12.5 | SQ2-A125BCU-11 | \$15.07 |



BRUSHED COPPER

| Height (in) | Height (mm) | Item Number | MSRP |
|---------------------------|-------------|----------------|---------|
| Length: 8' 2-1/2" (2.5 m) | | | |
| 3/8 | 10.0 | SQ2-A100BBL-01 | \$28.31 |

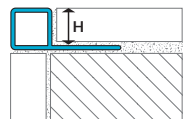
| Height (in) | Height (mm) | Item Number | MSRP |
|----------------------------|-------------|----------------|---------|
| Square Edge Corner Pieces* | | | |
| 3/8 | 10.0 | SQ2-A100BBL-11 | \$15.07 |



BRUSHED HIGH GLOSS BLACK

SQUARE EDGE PROFILES MADE OF COLOR COATED ALUMINUM

with corner pieces

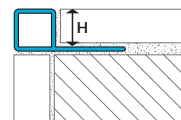


| Height (in) | Height (mm) | Item Number | MSRP |
|---------------------------|-------------|----------------|---------|
| Length: 8' 2-1/2" (2.5 m) | | | |
| 3/8 | 10.0 | SQ3-A100MBL-01 | \$22.70 |
| 7/16 | 11.0 | SQ3-A110MBL-01 | \$23.41 |
| 1/2 | 12.5 | SQ3-A125MBL-01 | \$24.84 |

| Height (in) | Height (mm) | Item Number | MSRP |
|----------------------------|-------------|----------------|--------|
| Square Edge Corner Pieces* | | | |
| 3/8 | 10.0 | SQ3-A100MBL-11 | \$4.53 |
| 7/16 | 11.0 | SQ3-A110MBL-11 | \$4.53 |
| 1/2 | 12.5 | SQ3-A125MBL-11 | \$4.53 |




MATTE BLACK



SQUARE EDGE PROFILES MADE OF TEXTURE COATED ALUMINUM
with corner pieces


| Height (in) | Height (mm) | Item Number | MSRP |
|---------------------------|-------------|----------------|---------|
| Length: 8' 2-1/2" (2.5 m) | | | |
| 3/8 | 10.0 | SQ4-A100MBW-01 | \$33.36 |
| 1/2 | 12.5 | SQ4-A125MBW-01 | \$34.08 |
| Length: 10' (3.0 m) | | | |
| 3/8 | 10.0 | SQ4-A100MBW-02 | \$41.71 |

| Height (in) | Height (mm) | Item Number | MSRP |
|----------------------------|-------------|----------------|---------|
| Square Edge Corner Pieces* | | | |
| 3/8 | 10.0 | SQ4-A100MBW-11 | \$15.66 |
| 1/2 | 12.5 | SQ4-A125MBW-11 | \$15.66 |




| Height (in) | Height (mm) | Item Number | MSRP |
|---------------------------|-------------|----------------|---------|
| Length: 8' 2-1/2" (2.5 m) | | | |
| 5/16 | 8.0 | SQ4-A080BRW-01 | \$40.78 |
| 3/8 | 10.0 | SQ4-A100BRW-01 | \$41.88 |
| 7/16 | 11.0 | SQ4-A110BRW-01 | \$42.46 |
| 1/2 | 12.5 | SQ4-A125BRW-01 | \$42.88 |
| Length: 10' (3.0 m) | | | |
| 3/8 | 10.0 | SQ4-A100BRW-02 | \$52.35 |
| 7/16 | 11.0 | SQ4-A110BRW-02 | \$53.07 |
| 1/2 | 12.5 | SQ4-A125BRW-02 | \$53.59 |

| Height (in) | Height (mm) | Item Number | MSRP |
|----------------------------|-------------|----------------|---------|
| Square Edge Corner Pieces* | | | |
| 5/16 | 8.0 | SQ4-A080BRW-11 | \$15.66 |
| 3/8 | 10.0 | SQ4-A100BRW-11 | \$15.66 |
| 7/16 | 11.0 | SQ4-A110BRW-11 | \$15.66 |
| 1/2 | 12.5 | SQ4-A125BRW-11 | \$15.66 |



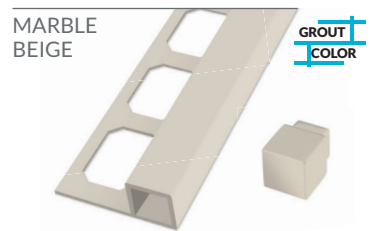
| Height (in) | Height (mm) | Item Number | MSRP |
|---------------------------|-------------|----------------|---------|
| Length: 8' 2-1/2" (2.5 m) | | | |
| 5/16 | 8.0 | SQ4-A080SAU-01 | \$40.78 |
| 3/8 | 10.0 | SQ4-A100SAU-01 | \$41.88 |
| 1/2 | 12.5 | SQ4-A125SAU-01 | \$42.88 |

| Height (in) | Height (mm) | Item Number | MSRP |
|----------------------------|-------------|----------------|---------|
| Square Edge Corner Pieces* | | | |
| 5/16 | 8.0 | SQ4-A080SAU-11 | \$15.66 |
| 3/8 | 10.0 | SQ4-A100SAU-11 | \$15.66 |
| 1/2 | 12.5 | SQ4-A125SAU-11 | \$15.66 |




| Height (in) | Height (mm) | Item Number | MSRP |
|---------------------------|-------------|----------------|---------|
| Length: 8' 2-1/2" (2.5 m) | | | |
| 5/16 | 8.0 | SQ4-A080MBE-01 | \$40.78 |
| 3/8 | 10.0 | SQ4-A100MBE-01 | \$41.88 |
| 1/2 | 12.5 | SQ4-A125MBE-01 | \$42.88 |

| Height (in) | Height (mm) | Item Number | MSRP |
|----------------------------|-------------|----------------|---------|
| Square Edge Corner Pieces* | | | |
| 5/16 | 8.0 | SQ4-A080MBE-11 | \$15.66 |
| 3/8 | 10.0 | SQ4-A100MBE-11 | \$15.66 |
| 1/2 | 12.5 | SQ4-A125MBE-11 | \$15.66 |



| Height (in) | Height (mm) | Item Number | MSRP |
|---------------------------|-------------|----------------|---------|
| Length: 8' 2-1/2" (2.5 m) | | | |
| 5/16 | 8.0 | SQ4-A080STS-01 | \$40.78 |
| 3/8 | 10.0 | SQ4-A100STS-01 | \$41.88 |
| 1/2 | 12.5 | SQ4-A125STS-01 | \$42.88 |

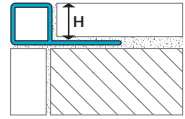
| Height (in) | Height (mm) | Item Number | MSRP |
|----------------------------|-------------|----------------|---------|
| Square Edge Corner Pieces* | | | |
| 5/16 | 8.0 | SQ4-A080STS-11 | \$15.66 |
| 3/8 | 10.0 | SQ4-A100STS-11 | \$15.66 |
| 1/2 | 12.5 | SQ4-A125STS-11 | \$15.66 |



* All corner pieces can be used both as internal and external corners.


SQUARE EDGE PROFILES MADE OF TEXTURE COATED ALUMINUM

with corner pieces




| Height (in) | Height (mm) | Item Number | MSRP |
|---------------------------|-------------|----------------|---------|
| Length: 8' 2-1/2" (2.5 m) | | | |
| 5/16 | 8.0 | SQ4-A080ANW-01 | \$40.78 |
| 3/8 | 10.0 | SQ4-A100ANW-01 | \$41.88 |
| 7/16 | 11.0 | SQ4-A110ANW-01 | \$42.46 |
| 1/2 | 12.5 | SQ4-A125ANW-01 | \$42.88 |
| Length: 10' (3.0 m) | | | |
| 3/8 | 10.0 | SQ4-A100ANW-02 | \$52.35 |
| 7/16 | 11.0 | SQ4-A110ANW-02 | \$53.07 |
| 1/2 | 12.5 | SQ4-A125ANW-02 | \$53.59 |

| Height (in) | Height (mm) | Item Number | MSRP |
|----------------------------|-------------|----------------|---------|
| Square Edge Corner Pieces* | | | |
| 5/16 | 8.0 | SQ4-A080ANW-11 | \$15.66 |
| 3/8 | 10.0 | SQ4-A100ANW-11 | \$15.66 |
| 7/16 | 11.0 | SQ4-A110ANW-11 | \$15.66 |
| 1/2 | 12.5 | SQ4-A125ANW-11 | \$15.66 |



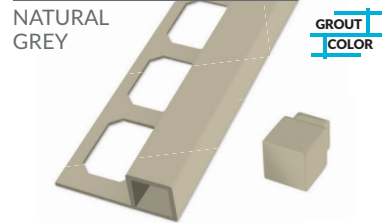
| Height (in) | Height (mm) | Item Number | MSRP |
|---------------------------|-------------|----------------|---------|
| Length: 8' 2-1/2" (2.5 m) | | | |
| 5/16 | 8.0 | SQ4-A080LIP-01 | \$40.78 |
| 3/8 | 10.0 | SQ4-A100LIP-01 | \$41.88 |
| 1/2 | 12.5 | SQ4-A125LIP-01 | \$42.88 |

| Height (in) | Height (mm) | Item Number | MSRP |
|----------------------------|-------------|----------------|---------|
| Square Edge Corner Pieces* | | | |
| 5/16 | 8.0 | SQ4-A080LIP-11 | \$15.66 |
| 3/8 | 10.0 | SQ4-A100LIP-11 | \$15.66 |
| 1/2 | 12.5 | SQ4-A125LIP-11 | \$15.66 |



| Height (in) | Height (mm) | Item Number | MSRP |
|---------------------------|-------------|----------------|---------|
| Length: 8' 2-1/2" (2.5 m) | | | |
| 5/16 | 8.0 | SQ4-A080NAG-01 | \$40.78 |
| 3/8 | 10.0 | SQ4-A100NAG-01 | \$41.88 |
| 1/2 | 12.5 | SQ4-A125NAG-01 | \$42.88 |

| Height (in) | Height (mm) | Item Number | MSRP |
|----------------------------|-------------|----------------|---------|
| Square Edge Corner Pieces* | | | |
| 5/16 | 8.0 | SQ4-A080NAG-11 | \$15.66 |
| 3/8 | 10.0 | SQ4-A100NAG-11 | \$15.66 |
| 1/2 | 12.5 | SQ4-A125NAG-11 | \$15.66 |




| Height (in) | Height (mm) | Item Number | MSRP |
|---------------------------|-------------|----------------|---------|
| Length: 8' 2-1/2" (2.5 m) | | | |
| 5/16 | 8.0 | SQ4-A080DKH-01 | \$40.78 |
| 3/8 | 10.0 | SQ4-A100DKH-01 | \$41.88 |
| 7/16 | 11.0 | SQ4-A110DKH-01 | \$42.46 |
| 1/2 | 12.5 | SQ4-A125DKH-01 | \$42.88 |
| Length: 10' (3.0 m) | | | |
| 3/8 | 10.0 | SQ4-A100DKH-02 | \$52.35 |
| 7/16 | 11.0 | SQ4-A110DKH-02 | \$53.07 |
| 1/2 | 12.5 | SQ4-A125DKH-02 | \$53.59 |

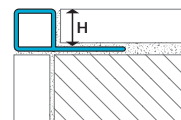
| Height (in) | Height (mm) | Item Number | MSRP |
|----------------------------|-------------|----------------|---------|
| Square Edge Corner Pieces* | | | |
| 5/16 | 8.0 | SQ4-A080DKH-11 | \$15.66 |
| 3/8 | 10.0 | SQ4-A100DKH-11 | \$15.66 |
| 7/16 | 11.0 | SQ4-A110DKH-11 | \$15.66 |
| 1/2 | 12.5 | SQ4-A125DKH-11 | \$15.66 |



| Height (in) | Height (mm) | Item Number | MSRP |
|---------------------------|-------------|----------------|---------|
| Length: 8' 2-1/2" (2.5 m) | | | |
| 5/16 | 8.0 | SQ4-A080WAL-01 | \$40.78 |
| 3/8 | 10.0 | SQ4-A100WAL-01 | \$41.88 |
| 1/2 | 12.5 | SQ4-A125WAL-01 | \$42.88 |

| Height (in) | Height (mm) | Item Number | MSRP |
|----------------------------|-------------|----------------|---------|
| Square Edge Corner Pieces* | | | |
| 5/16 | 8.0 | SQ4-A080WAL-11 | \$15.66 |
| 3/8 | 10.0 | SQ4-A100WAL-11 | \$15.66 |
| 1/2 | 12.5 | SQ4-A125WAL-11 | \$15.66 |






SQUARE EDGE PROFILES MADE OF TEXTURE COATED ALUMINUM
with corner pieces


| Height (in) | Height (mm) | Item Number | MSRP |
|---------------------------|-------------|----------------|---------|
| Length: 8' 2-1/2" (2.5 m) | | | |
| 5/16 | 8.0 | SQ4-A080SMG-01 | \$40.78 |
| 3/8 | 10.0 | SQ4-A100SMG-01 | \$41.88 |
| 1/2 | 12.5 | SQ4-A125SMG-01 | \$42.88 |

| Height (in) | Height (mm) | Item Number | MSRP |
|----------------------------|-------------|----------------|---------|
| Square Edge Corner Pieces* | | | |
| 5/16 | 8.0 | SQ4-A080SMG-11 | \$15.66 |
| 3/8 | 10.0 | SQ4-A100SMG-11 | \$15.66 |
| 1/2 | 12.5 | SQ4-A125SMG-11 | \$15.66 |



| Height (in) | Height (mm) | Item Number | MSRP |
|---------------------------|-------------|----------------|---------|
| Length: 8' 2-1/2" (2.5 m) | | | |
| 3/8 | 10.0 | SQ4-A100GRG-01 | \$41.88 |
| 1/2 | 12.5 | SQ4-A125GRG-01 | \$42.88 |
| Length: 10' (3.0 m) | | | |
| 3/8 | 10.0 | SQ4-A100GRG-02 | \$52.35 |
| 1/2 | 12.5 | SQ4-A125GRG-02 | \$53.59 |

| Height (in) | Height (mm) | Item Number | MSRP |
|----------------------------|-------------|----------------|---------|
| Square Edge Corner Pieces* | | | |
| 3/8 | 10.0 | SQ4-A100GRG-11 | \$15.66 |
| 1/2 | 12.5 | SQ4-A125GRG-11 | \$15.66 |




| Height (in) | Height (mm) | Item Number | MSRP |
|---------------------------|-------------|----------------|---------|
| Length: 8' 2-1/2" (2.5 m) | | | |
| 5/16 | 8.0 | SQ4-A080SIS-01 | \$40.78 |
| 3/8 | 10.0 | SQ4-A100SIS-01 | \$41.88 |
| 1/2 | 12.5 | SQ4-A125SIS-01 | \$42.88 |

| Height (in) | Height (mm) | Item Number | Price Each |
|----------------------------|-------------|----------------|------------|
| Square Edge Corner Pieces* | | | |
| 5/16 | 8.0 | SQ4-A080SIS-11 | \$15.66 |
| 3/8 | 10.0 | SQ4-A100SIS-11 | \$15.66 |
| 1/2 | 12.5 | SQ4-A125SIS-11 | \$15.66 |




| Height (in) | Height (mm) | Item Number | MSRP |
|---------------------------|-------------|----------------|---------|
| Length: 8' 2-1/2" (2.5 m) | | | |
| 5/16 | 8.0 | SQ4-A080FRO-01 | \$40.78 |
| 3/8 | 10.0 | SQ4-A100FRO-01 | \$41.88 |
| 1/2 | 12.5 | SQ4-A125FRO-01 | \$42.88 |

| Height (in) | Height (mm) | Item Number | MSRP |
|----------------------------|-------------|----------------|---------|
| Square Edge Corner Pieces* | | | |
| 5/16 | 8.0 | SQ4-A080FRO-11 | \$15.66 |
| 3/8 | 10.0 | SQ4-A100FRO-11 | \$15.66 |
| 1/2 | 12.5 | SQ4-A125FRO-11 | \$15.66 |




| Height (in) | Height (mm) | Item Number | MSRP |
|---------------------------|-------------|----------------|---------|
| Length: 8' 2-1/2" (2.5 m) | | | |
| 5/16 | 8.0 | SQ4-A080MIN-01 | \$40.78 |
| 3/8 | 10.0 | SQ4-A100MIN-01 | \$41.88 |
| 1/2 | 12.5 | SQ4-A125MIN-01 | \$42.88 |

| Height (in) | Height (mm) | Item Number | MSRP |
|----------------------------|-------------|----------------|---------|
| Square Edge Corner Pieces* | | | |
| 5/16 | 8.0 | SQ4-A080MIN-11 | \$15.66 |
| 3/8 | 10.0 | SQ4-A100MIN-11 | \$15.66 |
| 1/2 | 12.5 | SQ4-A125MIN-11 | \$15.66 |



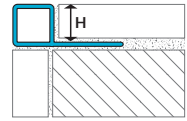
| Height (in) | Height (mm) | Item Number | MSRP |
|---------------------------|-------------|----------------|---------|
| Length: 8' 2-1/2" (2.5 m) | | | |
| 3/8 | 10.0 | SQ4-A100STG-01 | \$41.88 |
| 1/2 | 12.5 | SQ4-A125STG-01 | \$42.88 |
| Length: 10' (3.0 m) | | | |
| 3/8 | 10.0 | SQ4-A100STG-02 | \$52.35 |
| 1/2 | 12.5 | SQ4-A125STG-02 | \$53.59 |

| Height (in) | Height (mm) | Item Number | MSRP |
|----------------------------|-------------|----------------|---------|
| Square Edge Corner Pieces* | | | |
| 3/8 | 10.0 | SQ4-A100STG-11 | \$15.66 |
| 1/2 | 12.5 | SQ4-A125STG-11 | \$15.66 |




SQUARE EDGE PROFILES MADE OF TEXTURE COATED ALUMINUM

with corner pieces




| Height (in) | Height (mm) | Item Number | MSRP |
|----------------------------------|-------------|----------------|---------|
| Length: 8' 2-1/2" (2.5 m) | | | |
| 5/16 | 8.0 | SQ4-A080MOC-01 | \$40.78 |
| 3/8 | 10.0 | SQ4-A100MOC-01 | \$41.88 |
| 7/16 | 11.0 | SQ4-A110MOC-01 | \$42.46 |
| 1/2 | 12.5 | SQ4-A125MOC-01 | \$42.88 |
| Length: 10' (3.0 m) | | | |
| 3/8 | 10.0 | SQ4-A100MOC-02 | \$52.35 |
| 7/16 | 11.0 | SQ4-A110MOC-02 | \$53.07 |

| Height (in) | Height (mm) | Item Number | MSRP |
|-----------------------------------|-------------|----------------|---------|
| Square Edge Corner Pieces* | | | |
| 5/16 | 8.0 | SQ4-A080MOC-11 | \$15.66 |
| 3/8 | 10.0 | SQ4-A100MOC-11 | \$15.66 |
| 7/16 | 11.0 | SQ4-A110MOC-11 | \$15.66 |
| 1/2 | 12.5 | SQ4-A125MOC-11 | \$15.66 |




| Height (in) | Height (mm) | Item Number | MSRP |
|----------------------------------|-------------|----------------|---------|
| Length: 8' 2-1/2" (2.5 m) | | | |
| 5/16 | 8.0 | SQ4-A080CBR-01 | \$40.78 |
| 3/8 | 10.0 | SQ4-A100CBR-01 | \$41.88 |
| 7/16 | 11.0 | SQ4-A110CBR-01 | \$42.46 |
| 1/2 | 12.5 | SQ4-A125CBR-01 | \$42.88 |
| Length: 10' (3.0 m) | | | |
| 3/8 | 10.0 | SQ4-A100CBR-02 | \$52.35 |
| 1/2 | 12.5 | SQ4-A125CBR-02 | \$53.59 |

| Height (in) | Height (mm) | Item Number | MSRP |
|-----------------------------------|-------------|----------------|---------|
| Square Edge Corner Pieces* | | | |
| 5/16 | 8.0 | SQ4-A080CBR-11 | \$15.66 |
| 3/8 | 10.0 | SQ4-A100CBR-11 | \$15.66 |
| 7/16 | 11.0 | SQ4-A110CBR-11 | \$15.66 |
| 1/2 | 12.5 | SQ4-A125CBR-11 | \$15.66 |




| Height (in) | Height (mm) | Item Number | MSRP |
|----------------------------------|-------------|----------------|---------|
| Length: 8' 2-1/2" (2.5 m) | | | |
| 5/16 | 8.0 | SQ4-A080SGR-01 | \$40.78 |
| 3/8 | 10.0 | SQ4-A100SGR-01 | \$41.88 |
| 1/2 | 12.5 | SQ4-A125SGR-01 | \$42.88 |

| Height (in) | Height (mm) | Item Number | MSRP |
|-----------------------------------|-------------|----------------|---------|
| Square Edge Corner Pieces* | | | |
| 5/16 | 8.0 | SQ4-A080SGR-11 | \$15.66 |
| 3/8 | 10.0 | SQ4-A100SGR-11 | \$15.66 |
| 1/2 | 12.5 | SQ4-A125SGR-11 | \$15.66 |



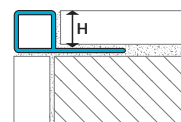
| Height (in) | Height (mm) | Item Number | MSRP |
|----------------------------------|-------------|----------------|---------|
| Length: 8' 2-1/2" (2.5 m) | | | |
| 5/16 | 8.0 | SQ4-A080DUG-01 | \$40.78 |
| 3/8 | 10.0 | SQ4-A100DUG-01 | \$41.88 |
| 7/16 | 11.0 | SQ4-A110DUG-01 | \$42.46 |
| 1/2 | 12.5 | SQ4-A125DUG-01 | \$42.88 |
| Length: 10' (3.0 m) | | | |
| 3/8 | 10.0 | SQ4-A100DUG-02 | \$52.35 |
| 7/16 | 11.0 | SQ4-A110DUG-02 | \$53.07 |
| 1/2 | 12.5 | SQ4-A125DUG-02 | \$53.59 |

| Height (in) | Height (mm) | Item Number | MSRP |
|-----------------------------------|-------------|----------------|---------|
| Square Edge Corner Pieces* | | | |
| 5/16 | 8.0 | SQ4-A080DUG-11 | \$15.66 |
| 3/8 | 10.0 | SQ4-A100DUG-11 | \$15.66 |
| 7/16 | 11.0 | SQ4-A110DUG-11 | \$15.66 |
| 1/2 | 12.5 | SQ4-A125DUG-11 | \$15.66 |



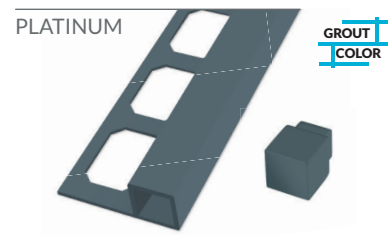
* All corner pieces can be used both as internal and external corners.

SQUARE EDGE PROFILES MADE OF TEXTURE COATED ALUMINUM
with corner pieces




| Height (in) | Height (mm) | Item Number | MSRP |
|----------------------------------|-------------|----------------|---------|
| Length: 8' 2-1/2" (2.5 m) | | | |
| 5/16 | 8.0 | SQ4-A080PLA-01 | \$40.78 |
| 3/8 | 10.0 | SQ4-A100PLA-01 | \$41.88 |
| 1/2 | 12.5 | SQ4-A125PLA-01 | \$42.88 |

| Height (in) | Height (mm) | Item Number | MSRP |
|-----------------------------------|-------------|----------------|---------|
| Square Edge Corner Pieces* | | | |
| 5/16 | 8.0 | SQ4-A080PLA-11 | \$15.66 |
| 3/8 | 10.0 | SQ4-A100PLA-11 | \$15.66 |
| 1/2 | 12.5 | SQ4-A125PLA-11 | \$15.66 |




| Height (in) | Height (mm) | Item Number | MSRP |
|----------------------------------|-------------|----------------|---------|
| Length: 8' 2-1/2" (2.5 m) | | | |
| 5/16 | 8.0 | SQ4-A080RAV-01 | \$40.78 |
| 3/8 | 10.0 | SQ4-A100RAV-01 | \$41.88 |
| 7/16 | 11.0 | SQ4-A110RAV-01 | \$42.46 |
| 1/2 | 12.5 | SQ4-A125RAV-01 | \$42.88 |
| Length: 10' (3.0 m) | | | |
| 3/8 | 10.0 | SQ4-A100RAV-02 | \$52.35 |
| 1/2 | 12.5 | SQ4-A125RAV-02 | \$53.59 |

| Height (in) | Height (mm) | Item Number | MSRP |
|-----------------------------------|-------------|----------------|---------|
| Square Edge Corner Pieces* | | | |
| 5/16 | 8.0 | SQ4-A080RAV-11 | \$15.66 |
| 3/8 | 10.0 | SQ4-A100RAV-11 | \$15.66 |
| 7/16 | 11.0 | SQ4-A110RAV-11 | \$15.66 |
| 1/2 | 12.5 | SQ4-A125RAV-11 | \$15.66 |




| Height (in) | Height (mm) | Item Number | MSRP |
|----------------------------------|-------------|----------------|---------|
| Length: 8' 2-1/2" (2.5 m) | | | |
| 5/16 | 8.0 | SQ4-A080MIB-01 | \$40.78 |
| 3/8 | 10.0 | SQ4-A100MIB-01 | \$41.88 |
| 1/2 | 12.5 | SQ4-A125MIB-01 | \$42.88 |

| Height (in) | Height (mm) | Item Number | MSRP |
|-----------------------------------|-------------|----------------|---------|
| Square Edge Corner Pieces* | | | |
| 5/16 | 8.0 | SQ4-A080MIB-11 | \$15.66 |
| 3/8 | 10.0 | SQ4-A100MIB-11 | \$15.66 |
| 1/2 | 12.5 | SQ4-A125MIB-11 | \$15.66 |



| Height (in) | Height (mm) | Item Number | MSRP |
|----------------------------------|-------------|----------------|---------|
| Length: 8' 2-1/2" (2.5 m) | | | |
| 5/16 | 8.0 | SQ4-A080MBL-01 | \$32.32 |
| 3/8 | 10.0 | SQ4-A100MBL-01 | \$33.36 |
| 7/16 | 11.0 | SQ4-A110MBL-01 | \$33.75 |
| 1/2 | 12.5 | SQ4-A125MBL-01 | \$34.08 |
| Length: 10' (3.0 m) | | | |
| 5/16 | 8.0 | SQ4-A080MBL-02 | \$40.40 |
| 3/8 | 10.0 | SQ4-A100MBL-02 | \$41.71 |
| 1/2 | 12.5 | SQ4-A125MBL-02 | \$42.60 |

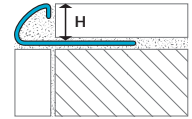
| Height (in) | Height (mm) | Item Number | MSRP |
|-----------------------------------|-------------|----------------|---------|
| Square Edge Corner Pieces* | | | |
| 5/16 | 8.0 | SQ4-A080MBL-11 | \$15.66 |
| 3/8 | 10.0 | SQ4-A100MBL-11 | \$15.66 |
| 7/16 | 11.0 | SQ4-A110MBL-11 | \$15.66 |
| 1/2 | 12.5 | SQ4-A125MBL-11 | \$15.66 |



* All corner pieces can be used both as internal and external corners.

ROUND EDGE PROFILES MADE OF STAINLESS STEEL 304

with corner pieces



| Height (in) | Height (mm) | Item Number | MSRP |
|----------------------------------|-------------|----------------|---------|
| Length: 8' 2-1/2" (2.5 m) | | | |
| 1/4 | 6.0 | R05-E060GLO-01 | \$38.20 |
| 5/16 | 8.0 | R05-E080GLO-01 | \$39.89 |
| 3/8 | 10.0 | R05-E100GLO-01 | \$42.83 |
| 7/16 | 11.0 | R05-E110GLO-01 | \$44.23 |
| 1/2 | 12.5 | R05-E125GLO-01 | \$45.62 |

| Height (in) | Height (mm) | Item Number | MSRP |
|------------------------|-------------|----------------|---------|
| Outside Corners | | | |
| 1/4 | 6.0 | R05-E060GLO-04 | \$27.12 |
| 5/16 | 8.0 | R05-E080GLO-04 | \$29.14 |
| 3/8 | 10.0 | R05-E100GLO-04 | \$31.30 |
| 7/16 | 11.0 | R05-E110GLO-04 | \$32.40 |
| 1/2 | 12.5 | R05-E125GLO-04 | \$32.40 |

| Height (in) | Height (mm) | Item Number | MSRP |
|-----------------------|-------------|----------------|---------|
| Inside Corners | | | |
| 1/4 | 6.0 | R05-E060GLO-08 | \$27.12 |
| 5/16 | 8.0 | R05-E080GLO-08 | \$29.14 |
| 3/8 | 10.0 | R05-E100GLO-08 | \$31.30 |
| 7/16 | 11.0 | R05-E110GLO-08 | \$32.40 |
| 1/2 | 12.5 | R05-E125GLO-08 | \$32.40 |

GLOSS



| Height (in) | Height (mm) | Item Number | MSRP |
|----------------------------------|-------------|----------------|---------|
| Length: 8' 2-1/2" (2.5 m) | | | |
| 1/4 | 6.0 | R05-E060BRU-01 | \$58.59 |
| 5/16 | 8.0 | R05-E080BRU-01 | \$61.15 |
| 3/8 | 10.0 | R05-E100BRU-01 | \$63.88 |
| 7/16 | 11.0 | R05-E110BRU-01 | \$65.15 |
| 1/2 | 12.5 | R05-E125BRU-01 | \$66.67 |

| Height (in) | Height (mm) | Item Number | MSRP |
|------------------------|-------------|----------------|---------|
| Outside Corners | | | |
| 1/4 | 6.0 | R05-E060BRU-04 | \$32.93 |
| 5/16 | 8.0 | R05-E080BRU-04 | \$32.93 |
| 3/8 | 10.0 | R05-E100BRU-04 | \$37.98 |
| 7/16 | 11.0 | R05-E110BRU-04 | \$37.98 |
| 1/2 | 12.5 | R05-E125BRU-04 | \$37.98 |

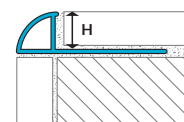
| Height (in) | Height (mm) | Item Number | MSRP |
|-----------------------|-------------|----------------|---------|
| Inside Corners | | | |
| 1/4 | 6.0 | R05-E060BRU-08 | \$32.93 |
| 5/16 | 8.0 | R05-E080BRU-08 | \$32.93 |
| 3/8 | 10.0 | R05-E100BRU-08 | \$37.98 |
| 7/16 | 11.0 | R05-E110BRU-08 | \$32.93 |
| 1/2 | 12.5 | R05-E125BRU-08 | \$37.98 |

BRUSHED



ROUND EDGE PROFILES MADE OF ANODIZED ALUMINUM

with corner pieces




| Height (in) | Height (mm) | Item Number | MSRP |
|----------------------------------|-------------|----------------|---------|
| Length: 8' 2-1/2" (2.5 m) | | | |
| 1/4 | 6.0 | R02-A060SAT-01 | \$17.43 |
| 5/16 | 8.0 | R02-A080SAT-01 | \$18.19 |
| 3/8 | 10.0 | R02-A100SAT-01 | \$19.66 |
| 7/16 | 11.0 | R02-A110SAT-01 | \$20.38 |
| 1/2 | 12.5 | R02-A125SAT-01 | \$21.95 |
| Length: 10' (3.0 m) | | | |
| 3/8 | 10.0 | R02-A100SAT-02 | \$24.58 |
| 1/2 | 12.5 | R02-A125SAT-02 | \$27.41 |

| Height (in) | Height (mm) | Item Number | MSRP |
|------------------------|-------------|----------------|--------|
| Outside Corners | | | |
| 1/4 | 6.0 | R02-A060SAT-04 | \$7.70 |
| 5/16 | 8.0 | R02-A080SAT-04 | \$7.70 |
| 3/8 | 10.0 | R02-A100SAT-04 | \$7.70 |
| 7/16 | 11.0 | R02-A110SAT-04 | \$7.70 |
| 1/2 | 12.5 | R02-A125SAT-04 | \$7.70 |

| Height (in) | Height (mm) | Item Number | MSRP |
|-----------------------|-------------|----------------|--------|
| Inside Corners | | | |
| 1/4 | 6.0 | R02-A060SAT-08 | \$7.70 |
| 5/16 | 8.0 | R02-A080SAT-08 | \$7.70 |
| 3/8 | 10.0 | R02-A100SAT-08 | \$7.70 |
| 7/16 | 11.0 | R02-A110SAT-08 | \$7.70 |
| 1/2 | 12.5 | R02-A125SAT-08 | \$7.70 |

SATIN



| Height (in) | Height (mm) | Item Number | MSRP |
|----------------------------------|-------------|----------------|---------|
| Length: 8' 2-1/2" (2.5 m) | | | |
| 1/4 | 6.0 | R02-A060PCR-01 | \$21.32 |
| 5/16 | 8.0 | R02-A080PCR-01 | \$23.90 |
| 3/8 | 10.0 | R02-A100PCR-01 | \$26.47 |
| 1/2 | 12.5 | R02-A125PCR-01 | \$30.98 |
| Length: 10' (3.0 m) | | | |
| 5/16 | 8.0 | R02-A080PCR-02 | \$29.87 |
| 3/8 | 10.0 | R02-A100PCR-02 | \$33.08 |
| 1/2 | 12.5 | R02-A125PCR-02 | \$38.72 |

| Height (in) | Height (mm) | Item Number | MSRP |
|------------------------|-------------|----------------|--------|
| Outside Corners | | | |
| 1/4 | 6.0 | R02-A060PCR-04 | \$9.13 |
| 5/16 | 8.0 | R02-A080PCR-04 | \$9.13 |
| 3/8 | 10.0 | R02-A100PCR-04 | \$9.13 |
| 1/2 | 12.5 | R02-A125PCR-04 | \$9.13 |

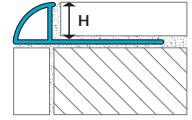
| Height (in) | Height (mm) | Item Number | MSRP |
|-----------------------|-------------|----------------|--------|
| Inside Corners | | | |
| 1/4 | 6.0 | R02-A060PCR-08 | \$9.13 |
| 5/16 | 8.0 | R02-A080PCR-08 | \$9.13 |
| 3/8 | 10.0 | R02-A100PCR-08 | \$9.13 |
| 1/2 | 12.5 | R02-A125PCR-08 | \$9.13 |

POLISHED CHROME



ROUND EDGE PROFILES MADE OF ANODIZED ALUMINUM

with corner pieces



| Height (in) | Height (mm) | Item Number | MSRP |
|---------------------------|-------------|----------------|---------|
| Length: 8' 2-1/2" (2.5 m) | | | |
| 5/16 | 8.0 | RO2-A080BCR-01 | \$24.53 |
| 3/8 | 10.0 | RO2-A100BCR-01 | \$27.76 |
| 1/2 | 12.5 | RO2-A125BCR-01 | \$32.27 |

| Height (in) | Height (mm) | Item Number | MSRP |
|-----------------|-------------|----------------|---------|
| Outside Corners | | | |
| 5/16 | 8.0 | RO2-A080BCR-04 | \$14.37 |
| 3/8 | 10.0 | RO2-A100BCR-04 | \$14.37 |
| 1/2 | 12.5 | RO2-A125BCR-04 | \$14.37 |

| Height (in) | Height (mm) | Item Number | MSRP |
|----------------|-------------|----------------|---------|
| Inside Corners | | | |
| 5/16 | 8.0 | RO2-A080BCR-08 | \$14.37 |
| 3/8 | 10.0 | RO2-A100BCR-08 | \$14.37 |
| 1/2 | 12.5 | RO2-A125BCR-08 | \$14.37 |

BRUSHED CHROME




| Height (in) | Height (mm) | Item Number | MSRP |
|---------------------------|-------------|----------------|---------|
| Length: 8' 2-1/2" (2.5 m) | | | |
| 5/16 | 8.0 | RO2-A080SNI-01 | \$19.05 |
| 3/8 | 10.0 | RO2-A100SNI-01 | \$19.92 |
| 1/2 | 12.5 | RO2-A125SNI-01 | \$22.60 |
| Length: 10' (3.0 m) | | | |
| 5/16 | 8.0 | RO2-A080SNI-02 | \$23.81 |
| 3/8 | 10.0 | RO2-A100SNI-02 | \$24.90 |
| 1/2 | 12.5 | RO2-A125SNI-02 | \$28.25 |

| Height (in) | Height (mm) | Item Number | MSRP |
|-----------------|-------------|----------------|--------|
| Outside Corners | | | |
| 5/16 | 8.0 | RO2-A080SNI-04 | \$7.77 |
| 3/8 | 10.0 | RO2-A100SNI-04 | \$7.77 |
| 1/2 | 12.5 | RO2-A125SNI-04 | \$7.77 |

| Height (in) | Height (mm) | Item Number | MSRP |
|----------------|-------------|----------------|--------|
| Inside Corners | | | |
| 5/16 | 8.0 | RO2-A080SNI-08 | \$7.77 |
| 3/8 | 10.0 | RO2-A100SNI-08 | \$7.77 |
| 1/2 | 12.5 | RO2-A125SNI-08 | \$7.77 |

SATIN NICKEL




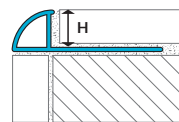
| Height (in) | Height (mm) | Item Number | MSRP |
|---------------------------|-------------|----------------|---------|
| Length: 8' 2-1/2" (2.5 m) | | | |
| 5/16 | 8.0 | RO2-A080PNI-01 | \$24.53 |
| 3/8 | 10.0 | RO2-A100PNI-01 | \$29.06 |
| 1/2 | 12.5 | RO2-A125PNI-01 | \$32.93 |

| Height (in) | Height (mm) | Item Number | MSRP |
|-----------------|-------------|----------------|--------|
| Outside Corners | | | |
| 5/16 | 8.0 | RO2-A080PNI-04 | \$9.13 |
| 3/8 | 10.0 | RO2-A100PNI-04 | \$9.13 |
| 1/2 | 12.5 | RO2-A125PNI-04 | \$9.13 |

| Height (in) | Height (mm) | Item Number | MSRP |
|----------------|-------------|----------------|--------|
| Inside Corners | | | |
| 5/16 | 8.0 | RO2-A080PNI-08 | \$9.13 |
| 3/8 | 10.0 | RO2-A100PNI-08 | \$9.13 |
| 1/2 | 12.5 | RO2-A125PNI-08 | \$9.13 |

POLISHED NICKEL





ROUND EDGE PROFILES MADE OF ANODIZED ALUMINUM

with corner pieces

| Height (in) | Height (mm) | Item Number | MSRP |
|----------------------------------|-------------|----------------|---------|
| Length: 8' 2-1/2" (2.5 m) | | | |
| 5/16 | 8.0 | R02-A080BNI-01 | \$27.11 |
| 3/8 | 10.0 | R02-A100BNI-01 | \$29.78 |
| 1/2 | 12.5 | R02-A125BNI-01 | \$34.53 |

| Height (in) | Height (mm) | Item Number | MSRP |
|------------------------|-------------|----------------|---------|
| Outside Corners | | | |
| 5/16 | 8.0 | R02-A080BNI-04 | \$14.23 |
| 3/8 | 10.0 | R02-A100BNI-04 | \$14.23 |
| 1/2 | 12.5 | R02-A125BNI-04 | \$14.23 |

| Height (in) | Height (mm) | Item Number | MSRP |
|-----------------------|-------------|----------------|---------|
| Inside Corners | | | |
| 5/16 | 8.0 | R02-A080BNI-08 | \$14.23 |
| 3/8 | 10.0 | R02-A100BNI-08 | \$14.23 |
| 1/2 | 12.5 | R02-A125BNI-08 | \$14.23 |

BRUSHED NICKEL




| Height (in) | Height (mm) | Item Number | MSRP |
|----------------------------------|-------------|----------------|---------|
| Length: 8' 2-1/2" (2.5 m) | | | |
| 5/16 | 8.0 | R02-A080SBR-01 | \$21.32 |
| 3/8 | 10.0 | R02-A100SBR-01 | \$23.90 |
| 1/2 | 12.5 | R02-A125SBR-01 | \$27.76 |

| Height (in) | Height (mm) | Item Number | MSRP |
|------------------------|-------------|-----------------|--------|
| Outside Corners | | | |
| 5/16 | 8.0 | R02-A080-SBR-04 | \$7.77 |
| 3/8 | 10.0 | R02-A100SBR-04 | \$7.77 |
| 1/2 | 12.5 | R02-A125SBR-04 | \$7.77 |

| Height (in) | Height (mm) | Item Number | MSRP |
|-----------------------|-------------|----------------|--------|
| Inside Corners | | | |
| 5/16 | 8.0 | R02-A080SBR-08 | \$7.77 |
| 3/8 | 10.0 | R02-A100SBR-08 | \$7.77 |
| 1/2 | 12.5 | R02-A125SBR-08 | \$7.77 |

SATIN BRASS




| Height (in) | Height (mm) | Item Number | MSRP |
|----------------------------------|-------------|----------------|---------|
| Length: 8' 2-1/2" (2.5 m) | | | |
| 3/8 | 10.0 | R02-A100BBR-01 | \$29.06 |
| 1/2 | 12.5 | R02-A125BBR-01 | \$32.93 |

| Height (in) | Height (mm) | Item Number | MSRP |
|------------------------|-------------|----------------|---------|
| Outside Corners | | | |
| 8-Mar | 10.0 | R02-A100BBR-04 | \$14.64 |
| 1/2 | 12.5 | R02-A125BBR-04 | \$14.64 |

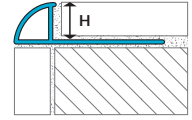
| Height (in) | Height (mm) | Item Number | MSRP |
|-----------------------|-------------|----------------|---------|
| Inside Corners | | | |
| 3/8 | 10.0 | R02-A100BBR-08 | \$14.64 |
| 1/2 | 12.5 | R02-A125BBR-08 | \$14.64 |

BRUSHED BRASS



ROUND EDGE PROFILES MADE OF ANODIZED ALUMINUM

with corner pieces



| Height (in) | Height (mm) | Item Number | MSRP |
|---------------------------|-------------|----------------|---------|
| Length: 8' 2-1/2" (2.5 m) | | | |
| 3/8 | 10.0 | RO2-A100HGB-01 | \$29.63 |
| 1/2 | 12.5 | RO2-A125HGB-01 | \$33.58 |

| Height (in) | Height (mm) | Item Number | MSRP |
|-----------------|-------------|----------------|--------|
| Outside Corners | | | |
| 3/8 | 10.0 | RO2-A100HGB-04 | \$9.59 |
| 1/2 | 12.5 | RO2-A125HGB-04 | \$9.59 |

| Height (in) | Height (mm) | Item Number | MSRP |
|----------------|-------------|----------------|--------|
| Inside Corners | | | |
| 3/8 | 10.0 | RO2-A100HGB-08 | \$9.59 |
| 1/2 | 12.5 | RO2-A125HGB-08 | \$9.59 |

HIGH GLOSS BLACK



| Height (in) | Height (mm) | Item Number | MSRP |
|---------------------------|-------------|----------------|---------|
| Length: 8' 2-1/2" (2.5 m) | | | |
| 3/8 | 10.0 | RO2-A100BBL-01 | \$30.34 |
| 1/2 | 12.5 | RO2-A125BBL-01 | \$33.55 |

| Height (in) | Height (mm) | Item Number | MSRP |
|-----------------|-------------|----------------|---------|
| Outside Corners | | | |
| 3/8 | 10.0 | RO2-A100BBL-04 | \$14.51 |
| 1/2 | 12.5 | RO2-A125BBL-04 | \$14.51 |

| Height (in) | Height (mm) | Item Number | MSRP |
|----------------|-------------|----------------|---------|
| Inside Corners | | | |
| 3/8 | 10.0 | RO2-A100BBL-08 | \$14.51 |
| 1/2 | 12.5 | RO2-A125BBL-08 | \$14.51 |

BRUSHED HIGH GLOSS BLACK



| Height (in) | Height (mm) | Item Number | MSRP |
|---------------------------|-------------|----------------|---------|
| Length: 8' 2-1/2" (2.5 m) | | | |
| 3/8 | 10.0 | RO2-A100ABB-01 | \$30.34 |
| 1/2 | 12.5 | RO2-A125ABB-01 | \$34.53 |

| Height (in) | Height (mm) | Item Number | MSRP |
|-----------------|-------------|----------------|---------|
| Outside Corners | | | |
| 3/8 | 10.0 | RO2-A100ABB-04 | \$14.37 |
| 1/2 | 12.5 | RO2-A125ABB-04 | \$14.37 |

| Height (in) | Height (mm) | Item Number | MSRP |
|----------------|-------------|----------------|---------|
| Inside Corners | | | |
| 3/8 | 10.0 | RO2-A100ABB-08 | \$14.37 |
| 1/2 | 12.5 | RO2-A125ABB-08 | \$14.37 |

ANTIQUÉ BRUSHED BRONZE



| Height (in) | Height (mm) | Item Number | MSRP |
|---------------------------|-------------|----------------|---------|
| Length: 8' 2-1/2" (2.5 m) | | | |
| 3/8 | 10.0 | RO2-A100BCU-01 | \$30.34 |
| 1/2 | 12.5 | RO2-A125BCU-01 | \$34.53 |

| Height (in) | Height (mm) | Item Number | MSRP |
|-----------------|-------------|----------------|---------|
| Outside Corners | | | |
| 3/8 | 10.0 | RO2-A100BCU-04 | \$14.37 |
| 1/2 | 12.5 | RO2-A125BCU-04 | \$14.37 |

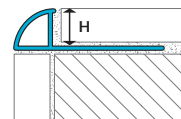
| Height (in) | Height (mm) | Item Number | MSRP |
|----------------|-------------|----------------|---------|
| Inside Corners | | | |
| 3/8 | 10.0 | RO2-A100BCU-08 | \$14.37 |
| 1/2 | 12.5 | RO2-A125BCU-08 | \$14.37 |

BRUSHED COPPER



ROUND EDGE PROFILES MADE OF COLOR COATED ALUMINUM

with corner pieces



| Height (in) | Height (mm) | Item Number | MSRP |
|---------------------------|-------------|----------------|---------|
| Length: 8' 2-1/2" (2.5 m) | | | |
| 1/4 | 6.0 | R03-A060BWH-01 | \$20.51 |
| 5/16 | 8.0 | R03-A080BWH-01 | \$22.98 |
| 3/8 | 10.0 | R03-A100BWH-01 | \$25.20 |
| 1/2 | 12.5 | R03-A125BWH-01 | \$31.49 |

| Height (in) | Height (mm) | Item Number | MSRP |
|-----------------|-------------|----------------|--------|
| Outside Corners | | | |
| 1/4 | 6.0 | R03-A060BWH-04 | \$4.63 |
| 5/16 | 8.0 | R03-A080BWH-04 | \$4.63 |
| 3/8 | 10.0 | R03-A100BWH-04 | \$4.63 |
| 1/2 | 12.5 | R03-A125BWH-04 | \$4.63 |

| Height (in) | Height (mm) | Item Number | MSRP |
|---------------------------|-------------|----------------|---------|
| Length: 8' 2-1/2" (2.5 m) | | | |
| 1/4 | 6.0 | R03-A060FRO-01 | \$20.51 |
| 5/16 | 8.0 | R03-A080FRO-01 | \$22.98 |
| 3/8 | 10.0 | R03-A100FRO-01 | \$25.20 |
| 1/2 | 12.5 | R03-A125FRO-01 | \$31.49 |

| Height (in) | Height (mm) | Item Number | MSRP |
|-----------------|-------------|----------------|--------|
| Outside Corners | | | |
| 1/4 | 6.0 | R03-A060FRO-04 | \$4.63 |
| 5/16 | 8.0 | R03-A080FRO-04 | \$4.63 |
| 3/8 | 10.0 | R03-A100FRO-04 | \$4.63 |
| 1/2 | 12.5 | R03-A125FRO-04 | \$4.63 |

| Height (in) | Height (mm) | Item Number | MSRP |
|---------------------------|-------------|----------------|---------|
| Length: 8' 2-1/2" (2.5 m) | | | |
| 3/8 | 10.0 | R03-A100MHG-01 | \$25.20 |
| 1/2 | 12.5 | R03-A125MHG-01 | \$31.49 |

| Height (in) | Height (mm) | Item Number | MSRP |
|-----------------|-------------|----------------|--------|
| Outside Corners | | | |
| 3/8 | 10.0 | R03-A100MHG-04 | \$4.63 |
| 1/2 | 12.5 | R03-A125MHG-04 | \$4.63 |

| Height (in) | Height (mm) | Item Number | MSRP |
|----------------|-------------|----------------|--------|
| Inside Corners | | | |
| 1/4 | 6.0 | R03-A060BWH-08 | \$4.63 |
| 5/16 | 8.0 | R03-A080BWH-08 | \$4.63 |
| 3/8 | 10.0 | R03-A100BWH-08 | \$4.63 |
| 1/2 | 12.5 | R03-A125BWH-08 | \$4.63 |


| Height (in) | Height (mm) | Item Number | MSRP |
|----------------|-------------|----------------|--------|
| Inside Corners | | | |
| 1/4 | 6.0 | R03-A060FRO-08 | \$4.63 |
| 5/16 | 8.0 | R03-A080FRO-08 | \$4.63 |
| 3/8 | 10.0 | R03-A100FRO-08 | \$4.63 |
| 1/2 | 12.5 | R03-A125FRO-08 | \$4.63 |

| Height (in) | Height (mm) | Item Number | MSRP |
|----------------|-------------|----------------|--------|
| Inside Corners | | | |
| 3/8 | 10.0 | R03-A100MHG-08 | \$4.63 |
| 1/2 | 12.5 | R03-A125MHG-08 | \$4.63 |

BRILLIANT WHITE

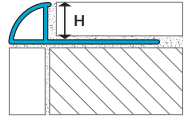


FROSTY



MANHATTAN GREY





ROUND EDGE PROFILES MADE OF PVC
with corner pieces


| Height (in) | Height (mm) | Item Number | MSRP |
|----------------------------------|-------------|----------------|--------|
| Length: 8' 2-1/2" (2.5 m) | | | |
| 5/16 | 8.0 | R08-P080SPE-01 | \$7.50 |
| 3/8 | 10.0 | R08-P100SPE-01 | \$7.99 |
| 1/2 | 12.5 | R08-P125SPE-01 | \$9.98 |

SAND PEBBLE



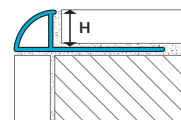
| Height (in) | Height (mm) | Item Number | MSRP |
|----------------------------------|-------------|----------------|--------|
| Length: 8' 2-1/2" (2.5 m) | | | |
| 5/16 | 8.0 | R08-P080FRO-01 | \$7.50 |
| 3/8 | 10.0 | R08-P100FRO-01 | \$7.99 |
| 1/2 | 12.5 | R08-P125FRO-01 | \$9.98 |

FROSTY



ROUND EDGE PROFILES MADE OF TEXTURE COATED ALUMINUM

with corner pieces



| Height (in) | Height (mm) | Item Number | MSRP |
|----------------------------------|-------------|----------------|---------|
| Length: 8' 2-1/2" (2.5 m) | | | |
| 3/8 | 10.0 | RO4-A100MBW-01 | \$34.02 |
| 1/2 | 12.5 | RO4-A125MBW-01 | \$34.73 |
| Length: 10' (3.0 m) | | | |
| 3/8 | 10.0 | RO4-A100MBW-02 | \$42.50 |

| Height (in) | Height (mm) | Item Number | Price Each |
|------------------------|-------------|----------------|------------|
| Outside Corners | | | |
| 3/8 | 10.0 | RO4-A100MBW-04 | \$11.16 |
| 1/2 | 12.5 | RO4-A125MBW-04 | \$11.16 |

| Height (in) | Height (mm) | Item Number | MSRP |
|-----------------------|-------------|----------------|---------|
| Inside Corners | | | |
| 3/8 | 10.0 | RO4-A100MBW-08 | \$11.16 |
| 1/2 | 12.5 | RO4-A125MBW-08 | \$11.16 |

MATTE
BRILLIANT
WHITE



| Height (in) | Height (mm) | Item Number | MSRP |
|----------------------------------|-------------|----------------|---------|
| Length: 8' 2-1/2" (2.5 m) | | | |
| 5/16 | 8.0 | RO4-A080BRW-01 | \$41.17 |
| 3/8 | 10.0 | RO4-A100BRW-01 | \$42.50 |
| 1/2 | 12.5 | RO4-A125BRW-01 | \$43.42 |

| Height (in) | Height (mm) | Item Number | MSRP |
|------------------------|-------------|----------------|---------|
| Outside Corners | | | |
| 5/16 | 8.0 | RO4-A080BRW-04 | \$14.38 |
| 3/8 | 10.0 | RO4-A100BRW-04 | \$14.38 |
| 1/2 | 12.5 | RO4-A125BRW-04 | \$14.38 |

| Height (in) | Height (mm) | Item Number | MSRP |
|-----------------------|-------------|----------------|---------|
| Inside Corners | | | |
| 5/16 | 8.0 | RO4-A080BRW-08 | \$14.38 |
| 3/8 | 10.0 | RO4-A100BRW-08 | \$14.38 |
| 1/2 | 12.5 | RO4-A125BRW-08 | \$14.38 |

BRIGHT
WHITE



| Height (in) | Height (mm) | Item Number | MSRP |
|----------------------------------|-------------|----------------|---------|
| Length: 8' 2-1/2" (2.5 m) | | | |
| 5/16 | 8.0 | RO4-A080SAU-01 | \$41.17 |
| 3/8 | 10.0 | RO4-A100SAU-01 | \$42.50 |
| 1/2 | 12.5 | RO4-A125SAU-01 | \$43.42 |

| Height (in) | Height (mm) | Item Number | MSRP |
|------------------------|-------------|----------------|---------|
| Outside Corners | | | |
| 5/16 | 8.0 | RO4-A080SAU-04 | \$14.38 |
| 3/8 | 10.0 | RO4-A100SAU-04 | \$14.38 |
| 1/2 | 12.5 | RO4-A125SAU-04 | \$14.38 |

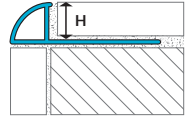
| Height (in) | Height (mm) | Item Number | MSRP |
|-----------------------|-------------|----------------|---------|
| Inside Corners | | | |
| 5/16 | 8.0 | RO4-A080SAU-08 | \$14.38 |
| 3/8 | 10.0 | RO4-A100SAU-08 | \$14.38 |
| 1/2 | 12.5 | RO4-A125SAU-08 | \$14.38 |

SAUTERNE



ROUND EDGE PROFILES MADE OF TEXTURE COATED ALUMINUM

with corner pieces



| Height (in) | Height (mm) | Item Number | MSRP |
|---------------------------|-------------|----------------|---------|
| Length: 8' 2-1/2" (2.5 m) | | | |
| 5/16 | 8.0 | RO4-A080MBE-01 | \$41.17 |
| 3/8 | 10.0 | RO4-A100MBE-01 | \$42.50 |
| 1/2 | 12.5 | RO4-A125MBE-01 | \$43.42 |

| Height (in) | Height (mm) | Item Number | MSRP |
|-----------------|-------------|----------------|---------|
| Outside Corners | | | |
| 5/16 | 8.0 | RO4-A080MBE-04 | \$14.38 |
| 3/8 | 10.0 | RO4-A100MBE-04 | \$14.38 |
| 1/2 | 12.5 | RO4-A125MBE-04 | \$14.38 |

| Height (in) | Height (mm) | Item Number | MSRP |
|----------------|-------------|----------------|---------|
| Inside Corners | | | |
| 5/16 | 8.0 | RO4-A080MBE-08 | \$14.38 |
| 3/8 | 10.0 | RO4-A100MBE-08 | \$14.38 |
| 1/2 | 12.5 | RO4-A125MBE-08 | \$14.38 |

MARBLE BEIGE



| Height (in) | Height (mm) | Item Number | MSRP |
|---------------------------|-------------|----------------|---------|
| Length: 8' 2-1/2" (2.5 m) | | | |
| 5/16 | 8.0 | RO4-A080STS-01 | \$41.17 |
| 3/8 | 10.0 | RO4-A100STS-01 | \$42.50 |
| 1/2 | 12.5 | RO4-A125STS-01 | \$43.42 |

| Height (in) | Height (mm) | Item Number | MSRP |
|-----------------|-------------|----------------|---------|
| Outside Corners | | | |
| 5/16 | 8.0 | RO4-A080STS-04 | \$14.38 |
| 3/8 | 10.0 | RO4-A100STS-04 | \$14.38 |
| 1/2 | 12.5 | RO4-A125STS-04 | \$14.38 |

| Height (in) | Height (mm) | Item Number | MSRP |
|----------------|-------------|----------------|---------|
| Inside Corners | | | |
| 5/16 | 8.0 | RO4-A080STS-08 | \$14.38 |
| 3/8 | 10.0 | RO4-A100STS-08 | \$14.38 |
| 1/2 | 12.5 | RO4-A125STS-08 | \$14.38 |

STERLING SILVER



| Height (in) | Height (mm) | Item Number | MSRP |
|---------------------------|-------------|----------------|---------|
| Length: 8' 2-1/2" (2.5 m) | | | |
| 5/16 | 8.0 | RO4-A080ANW-01 | \$41.17 |
| 3/8 | 10.0 | RO4-A100ANW-01 | \$42.50 |
| 1/2 | 12.5 | RO4-A125ANW-01 | \$43.42 |

| | | | |
|---------------------|------|----------------|---------|
| Length: 10' (3.0 m) | | | |
| 5/16 | 8.0 | RO4-A080ANW-02 | \$51.47 |
| 3/8 | 10.0 | RO4-A100ANW-02 | \$53.15 |
| 1/2 | 12.5 | RO4-A125ANW-02 | \$54.29 |

| Height (in) | Height (mm) | Item Number | MSRP |
|-----------------|-------------|----------------|---------|
| Outside Corners | | | |
| 5/16 | 8.0 | RO4-A080ANW-04 | \$14.38 |
| 3/8 | 10.0 | RO4-A100ANW-04 | \$14.38 |
| 1/2 | 12.5 | RO4-A125ANW-04 | \$14.38 |

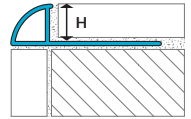
| Height (in) | Height (mm) | Item Number | MSRP |
|----------------|-------------|----------------|---------|
| Inside Corners | | | |
| 5/16 | 8.0 | RO4-A080ANW-08 | \$14.38 |
| 3/8 | 10.0 | RO4-A100ANW-08 | \$14.38 |
| 1/2 | 12.5 | RO4-A125ANW-08 | \$14.38 |

ANTIQUE WHITE



ROUND EDGE PROFILES MADE OF TEXTURE COATED ALUMINUM

with corner pieces



| Height (in) | Height (mm) | Item Number | MSRP |
|---------------------------|-------------|----------------|---------|
| Length: 8' 2-1/2" (2.5 m) | | | |
| 5/16 | 8.0 | R04-A080LIP-01 | \$41.17 |
| 3/8 | 10.0 | R04-A100LIP-01 | \$42.50 |
| 1/2 | 12.5 | R04-A125LIP-01 | \$43.42 |

| Height (in) | Height (mm) | Item Number | MSRP |
|-----------------|-------------|----------------|---------|
| Outside Corners | | | |
| 5/16 | 8.0 | R04-A080LIP-04 | \$14.38 |
| 3/8 | 10.0 | R04-A100LIP-04 | \$14.38 |
| 1/2 | 12.5 | R04-A125LIP-04 | \$14.38 |

| Height (in) | Height (mm) | Item Number | MSRP |
|----------------|-------------|----------------|---------|
| Inside Corners | | | |
| 5/16 | 8.0 | R04-A080LIP-08 | \$14.38 |
| 3/8 | 10.0 | R04-A100LIP-08 | \$14.38 |
| 1/2 | 12.5 | R04-A125LIP-08 | \$14.38 |



| Height (in) | Height (mm) | Item Number | MSRP |
|---------------------------|-------------|----------------|---------|
| Length: 8' 2-1/2" (2.5 m) | | | |
| 5/16 | 8.0 | R04-A080NAG-01 | \$41.17 |
| 3/8 | 10.0 | R04-A100NAG-01 | \$42.50 |
| 1/2 | 12.5 | R04-A125NAG-01 | \$43.42 |

| Height (in) | Height (mm) | Item Number | MSRP |
|-----------------|-------------|----------------|---------|
| Outside Corners | | | |
| 5/16 | 8.0 | R04-A080NAG-04 | \$14.38 |
| 3/8 | 10.0 | R04-A100NAG-04 | \$14.38 |
| 1/2 | 12.5 | R04-A125NAG-04 | \$14.38 |

| Height (in) | Height (mm) | Item Number | MSRP |
|----------------|-------------|----------------|---------|
| Inside Corners | | | |
| 5/16 | 8.0 | R04-A080NAG-08 | \$14.38 |
| 3/8 | 10.0 | R04-A100NAG-08 | \$14.38 |
| 1/2 | 12.5 | R04-A125NAG-08 | \$14.38 |



| Height (in) | Height (mm) | Item Number | MSRP |
|---------------------------|-------------|----------------|---------|
| Length: 8' 2-1/2" (2.5 m) | | | |
| 5/16 | 8.0 | R04-A080DKH-01 | \$41.17 |
| 3/8 | 10.0 | R04-A100DKH-01 | \$42.50 |
| 1/2 | 12.5 | R04-A125DKH-01 | \$43.42 |

| | | | |
|---------------------|------|----------------|---------|
| Length: 10' (3.0 m) | | | |
| 5/16 | 8.0 | R04-A080DKH-02 | \$51.47 |
| 3/8 | 10.0 | R04-A100DKH-02 | \$53.15 |
| 1/2 | 12.5 | R04-A125DKH-02 | \$54.29 |

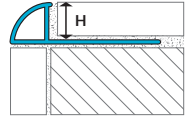
| Height (in) | Height (mm) | Item Number | MSRP |
|-----------------|-------------|----------------|---------|
| Outside Corners | | | |
| 5/16 | 8.0 | R04-A080DKH-04 | \$14.38 |
| 3/8 | 10.0 | R04-A100DKH-04 | \$14.38 |
| 1/2 | 12.5 | R04-A125DKH-04 | \$14.38 |

| Height (in) | Height (mm) | Item Number | MSRP |
|----------------|-------------|----------------|---------|
| Inside Corners | | | |
| 5/16 | 8.0 | R04-A080DKH-08 | \$14.38 |
| 3/8 | 10.0 | R04-A100DKH-08 | \$14.38 |
| 1/2 | 12.5 | R04-A125DKH-08 | \$14.38 |



ROUND EDGE PROFILES MADE OF TEXTURE COATED ALUMINUM

with corner pieces



| Height (in) | Height (mm) | Item Number | MSRP |
|----------------------------------|-------------|----------------|---------|
| Length: 8' 2-1/2" (2.5 m) | | | |
| 5/16 | 8.0 | RO4-A080WAL-01 | \$41.17 |
| 3/8 | 10.0 | RO4-A100WAL-01 | \$42.50 |
| 1/2 | 12.5 | RO4-A125WAL-01 | \$43.42 |

| Height (in) | Height (mm) | Item Number | MSRP |
|------------------------|-------------|----------------|---------|
| Outside Corners | | | |
| 5/16 | 8.0 | RO4-A080WAL-04 | \$14.38 |
| 3/8 | 10.0 | RO4-A100WAL-04 | \$14.38 |
| 1/2 | 12.5 | RO4-A125WAL-04 | \$14.38 |

| Height (in) | Height (mm) | Item Number | MSRP |
|-----------------------|-------------|----------------|---------|
| Inside Corners | | | |
| 5/16 | 8.0 | RO4-A080WAL-08 | \$14.38 |
| 3/8 | 10.0 | RO4-A100WAL-08 | \$14.38 |
| 1/2 | 12.5 | RO4-A125WAL-08 | \$14.38 |

WALNUT



| Height (in) | Height (mm) | Item Number | MSRP |
|----------------------------------|-------------|----------------|---------|
| Length: 8' 2-1/2" (2.5 m) | | | |
| 5/16 | 8.0 | RO4-A080SMG-01 | \$41.17 |
| 3/8 | 10.0 | RO4-A100SMG-01 | \$42.50 |
| 1/2 | 12.5 | RO4-A125SMG-01 | \$43.42 |

| Height (in) | Height (mm) | Item Number | MSRP |
|------------------------|-------------|----------------|---------|
| Outside Corners | | | |
| 5/16 | 8.0 | RO4-A080SMG-04 | \$14.38 |
| 3/8 | 10.0 | RO4-A100SMG-04 | \$14.38 |
| 1/2 | 12.5 | RO4-A125SMG-04 | \$14.38 |

| Height (in) | Height (mm) | Item Number | MSRP |
|-----------------------|-------------|----------------|---------|
| Inside Corners | | | |
| 5/16 | 8.0 | RO4-A080SMG-08 | \$14.38 |
| 3/8 | 10.0 | RO4-A100SMG-08 | \$14.38 |
| 1/2 | 12.5 | RO4-A125SMG-08 | \$14.38 |

SMOKE GREY



| Height (in) | Height (mm) | Item Number | MSRP |
|----------------------------------|-------------|----------------|---------|
| Length: 8' 2-1/2" (2.5 m) | | | |
| 3/8 | 10.0 | RO4-A100GRG-01 | \$42.50 |
| 1/2 | 12.5 | RO4-A125GRG-01 | \$43.42 |
| Length: 10' (3.0 m) | | | |
| 3/8 | 10.0 | RO4-A100GRG-02 | \$53.15 |

| Height (in) | Height (mm) | Item Number | MSRP |
|------------------------|-------------|----------------|---------|
| Outside Corners | | | |
| 3/8 | 10.0 | RO4-A100GRG-04 | \$14.38 |
| 1/2 | 12.5 | RO4-A125GRG-04 | \$14.38 |

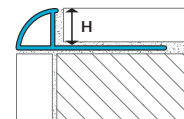
| Height (in) | Height (mm) | Item Number | MSRP |
|-----------------------|-------------|----------------|---------|
| Inside Corners | | | |
| 3/8 | 10.0 | RO4-A100GRG-08 | \$14.38 |
| 1/2 | 12.5 | RO4-A125GRG-08 | \$14.38 |

GREIGE



ROUND EDGE PROFILES MADE OF TEXTURE COATED ALUMINUM

with corner pieces



| Height (in) | Height (mm) | Item Number | MSRP |
|----------------------------------|-------------|----------------|---------|
| Length: 8' 2-1/2" (2.5 m) | | | |
| 5/16 | 8.0 | R04-A080SIS-01 | \$41.17 |
| 3/8 | 10.0 | R04-A100SIS-01 | \$42.50 |
| 1/2 | 12.5 | R04-A125SIS-01 | \$43.42 |

| Height (in) | Height (mm) | Item Number | MSRP |
|------------------------|-------------|----------------|---------|
| Outside Corners | | | |
| 5/16 | 8.0 | R04-A080SIS-04 | \$14.38 |
| 3/8 | 10.0 | R04-A100SIS-04 | \$14.38 |
| 1/2 | 12.5 | R04-A125SIS-04 | \$14.38 |

| Height (in) | Height (mm) | Item Number | MSRP |
|-----------------------|-------------|----------------|---------|
| Inside Corners | | | |
| 5/16 | 8.0 | R04-A080SIS-08 | \$14.38 |
| 3/8 | 10.0 | R04-A100SIS-08 | \$14.38 |
| 1/2 | 12.5 | R04-A125SIS-08 | \$14.38 |

SILVER SHADOW



| Height (in) | Height (mm) | Item Number | MSRP |
|----------------------------------|-------------|----------------|---------|
| Length: 8' 2-1/2" (2.5 m) | | | |
| 5/16 | 8.0 | R04-A080FRO-01 | \$41.17 |
| 3/8 | 10.0 | R04-A100FRO-01 | \$42.50 |
| 1/2 | 12.5 | R04-A125FRO-01 | \$43.42 |

| Height (in) | Height (mm) | Item Number | MSRP |
|------------------------|-------------|----------------|---------|
| Outside Corners | | | |
| 5/16 | 8.0 | R04-A080FRO-04 | \$14.38 |
| 3/8 | 10.0 | R04-A100FRO-04 | \$14.38 |
| 1/2 | 12.5 | R04-A125FRO-04 | \$14.38 |

| Height (in) | Height (mm) | Item Number | MSRP |
|-----------------------|-------------|----------------|---------|
| Inside Corners | | | |
| 5/16 | 8.0 | R04-A080FRO-08 | \$14.38 |
| 3/8 | 10.0 | R04-A100FRO-08 | \$14.38 |
| 1/2 | 12.5 | R04-A125FRO-08 | \$14.38 |

FROSTY



| Height (in) | Height (mm) | Item Number | MSRP |
|----------------------------------|-------------|----------------|---------|
| Length: 8' 2-1/2" (2.5 m) | | | |
| 5/16 | 8.0 | R04-A080MIN-01 | \$41.17 |
| 3/8 | 10.0 | R04-A100MIN-01 | \$42.50 |
| 1/2 | 12.5 | R04-A125MIN-01 | \$43.42 |

| Height (in) | Height (mm) | Item Number | MSRP |
|------------------------|-------------|----------------|---------|
| Outside Corners | | | |
| 5/16 | 8.0 | R04-A080MIN-04 | \$14.38 |
| 3/8 | 10.0 | R04-A100MIN-04 | \$14.38 |
| 1/2 | 12.5 | R04-A125MIN-04 | \$14.38 |

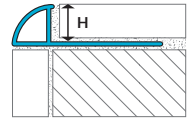
| Height (in) | Height (mm) | Item Number | MSRP |
|-----------------------|-------------|----------------|---------|
| Inside Corners | | | |
| 5/16 | 8.0 | R04-A080MIN-08 | \$14.38 |
| 3/8 | 10.0 | R04-A100MIN-08 | \$14.38 |
| 1/2 | 12.5 | R04-A125MIN-08 | \$14.38 |

MINK



ROUND EDGE PROFILES MADE OF TEXTURE COATED ALUMINUM

with corner pieces



| Height (in) | Height (mm) | Item Number | MSRP |
|----------------------------------|-------------|----------------|---------|
| Length: 8' 2-1/2" (2.5 m) | | | |
| 3/8 | 10.0 | R04-A100STG-01 | \$42.50 |
| 1/2 | 12.5 | R04-A125STG-01 | \$43.42 |
| Length: 10' (3.0 m) | | | |
| 3/8 | 10.0 | R04-A100STG-02 | \$53.15 |
| Outside Corners | | | |
| 3/8 | 10.0 | R04-A100STG-04 | \$14.38 |
| 1/2 | 12.5 | R04-A125STG-04 | \$14.38 |

| Height (in) | Height (mm) | Item Number | MSRP |
|-----------------------|-------------|----------------|---------|
| Inside Corners | | | |
| 3/8 | 10.0 | R04-A100STG-08 | \$14.38 |
| 1/2 | 12.5 | R04-A125STG-08 | \$14.38 |

STONE GREY



| Height (in) | Height (mm) | Item Number | MSRP |
|----------------------------------|-------------|----------------|---------|
| Length: 8' 2-1/2" (2.5 m) | | | |
| 5/16 | 8.0 | R04-A080MOC-01 | \$41.17 |
| 3/8 | 10.0 | R04-A100MOC-01 | \$42.50 |
| 1/2 | 12.5 | R04-A125MOC-01 | \$43.42 |
| Length: 10' (3.0 m) | | | |
| 5/16 | 8.0 | R04-A080MOC-02 | \$51.47 |
| 3/8 | 10.0 | R04-A100MOC-02 | \$53.15 |
| 1/2 | 12.5 | R04-A125MOC-02 | \$54.29 |
| Outside Corners | | | |
| 5/16 | 8.0 | R04-A080MOC-04 | \$14.38 |
| 3/8 | 10.0 | R04-A100MOC-04 | \$14.38 |
| 1/2 | 12.5 | R04-A125MOC-04 | \$14.38 |

| Height (in) | Height (mm) | Item Number | MSRP |
|-----------------------|-------------|----------------|---------|
| Inside Corners | | | |
| 5/16 | 8.0 | R04-A080MOC-08 | \$14.38 |
| 3/8 | 10.0 | R04-A100MOC-08 | \$14.38 |
| 1/2 | 12.5 | R04-A125MOC-08 | \$14.38 |

MOCHA



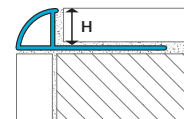
| Height (in) | Height (mm) | Item Number | MSRP |
|----------------------------------|-------------|----------------|---------|
| Length: 8' 2-1/2" (2.5 m) | | | |
| 5/16 | 8.0 | R04-A080CBR-01 | \$41.17 |
| 3/8 | 10.0 | R04-A100CBR-01 | \$42.50 |
| 1/2 | 12.5 | R04-A125CBR-01 | \$43.42 |
| Length: 10' (3.0 m) | | | |
| 5/16 | 8.0 | R04-A080CBR-02 | \$51.47 |
| 3/8 | 10.0 | R04-A100CBR-02 | \$53.15 |
| 1/2 | 12.5 | R04-A125CBR-02 | \$54.29 |
| Outside Corners | | | |
| 5/16 | 8.0 | R04-A080CBR-04 | \$14.38 |
| 3/8 | 10.0 | R04-A100CBR-04 | \$14.38 |
| 1/2 | 12.5 | R04-A125CBR-04 | \$14.38 |

| Height (in) | Height (mm) | Item Number | MSRP |
|-----------------------|-------------|----------------|---------|
| Inside Corners | | | |
| 5/16 | 8.0 | R04-A080CBR-08 | \$14.38 |
| 3/8 | 10.0 | R04-A100CBR-08 | \$14.38 |
| 1/2 | 12.5 | R04-A125CBR-08 | \$14.38 |

CHESTNUT BROWN



ROUND EDGE PROFILES MADE OF TEXTURE COATED ALUMINUM
with corner pieces



| Height (in) | Height (mm) | Item Number | MSRP |
|----------------------------------|-------------|----------------|---------|
| Length: 8' 2-1/2" (2.5 m) | | | |
| 5/16 | 8.0 | R04-A080SGR-01 | \$41.17 |
| 3/8 | 10.0 | R04-A100SGR-01 | \$42.50 |
| 1/2 | 12.5 | R04-A125SGR-01 | \$43.42 |

| Height (in) | Height (mm) | Item Number | MSRP |
|------------------------|-------------|----------------|---------|
| Outside Corners | | | |
| 5/16 | 8.0 | R04-A080SGR-04 | \$14.38 |
| 3/8 | 10.0 | R04-A100SGR-04 | \$14.38 |
| 1/2 | 12.5 | R04-A125SGR-04 | \$14.38 |


| Height (in) | Height (mm) | Item Number | MSRP |
|-----------------------|-------------|----------------|---------|
| Inside Corners | | | |
| 5/16 | 8.0 | R04-A080SGR-08 | \$14.38 |
| 3/8 | 10.0 | R04-A100SGR-08 | \$14.38 |
| 1/2 | 12.5 | R04-A125SGR-08 | \$14.38 |



| Height (in) | Height (mm) | Item Number | MSRP |
|----------------------------------|-------------|----------------|---------|
| Length: 8' 2-1/2" (2.5 m) | | | |
| 5/16 | 8.0 | R04-A080DUG-01 | \$41.17 |
| 3/8 | 10.0 | R04-A100DUG-01 | \$42.50 |
| 1/2 | 12.5 | R04-A125DUG-01 | \$43.42 |
| Length: 10' (3.0 m) | | | |
| 3/8 | 10.0 | R04-A100DUG-02 | \$53.15 |
| 1/2 | 12.5 | R04-A125DUG-02 | \$54.29 |

| Height (in) | Height (mm) | Item Number | MSRP |
|------------------------|-------------|----------------|---------|
| Outside Corners | | | |
| 5/16 | 8.0 | R04-A080DUG-04 | \$14.38 |
| 3/8 | 10.0 | R04-A100DUG-04 | \$14.38 |
| 1/2 | 12.5 | R04-A125DUG-04 | \$14.38 |


| Height (in) | Height (mm) | Item Number | MSRP |
|-----------------------|-------------|----------------|---------|
| Inside Corners | | | |
| 5/16 | 8.0 | R04-A080DUG-08 | \$14.38 |
| 3/8 | 10.0 | R04-A100DUG-08 | \$14.38 |
| 1/2 | 12.5 | R04-A125DUG-08 | \$14.38 |



| Height (in) | Height (mm) | Item Number | MSRP |
|----------------------------------|-------------|----------------|---------|
| Length: 8' 2-1/2" (2.5 m) | | | |
| 5/16 | 8.0 | R04-A080PLA-01 | \$41.17 |
| 3/8 | 10.0 | R04-A100PLA-01 | \$42.50 |
| 1/2 | 12.5 | R04-A125PLA-01 | \$43.42 |

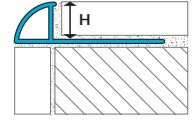
| Height (in) | Height (mm) | Item Number | MSRP |
|------------------------|-------------|----------------|---------|
| Outside Corners | | | |
| 5/16 | 8.0 | R04-A080PLA-04 | \$14.38 |
| 3/8 | 10.0 | R04-A100PLA-04 | \$14.38 |
| 1/2 | 12.5 | R04-A125PLA-04 | \$14.38 |

| Height (in) | Height (mm) | Item Number | MSRP |
|-----------------------|-------------|----------------|---------|
| Inside Corners | | | |
| 5/16 | 8.0 | R04-A080PLA-08 | \$14.38 |
| 3/8 | 10.0 | R04-A100PLA-08 | \$14.38 |
| 1/2 | 12.5 | R04-A125PLA-08 | \$14.38 |



ROUND EDGE PROFILES MADE OF TEXTURE COATED ALUMINUM

with corner pieces



| Height (in) | Height (mm) | Item Number | MSRP |
|----------------------------------|-------------|----------------|---------|
| Length: 8' 2-1/2" (2.5 m) | | | |
| 5/16 | 8.0 | R04-A080RAV-01 | \$41.17 |
| 3/8 | 10.0 | R04-A100RAV-01 | \$42.50 |
| 1/2 | 12.5 | R04-A125RAV-01 | \$43.42 |
| Length: 10' (3.0 m) | | | |
| 5/16 | 8.0 | R04-A080RAV-02 | \$51.47 |
| 3/8 | 10.0 | R04-A100RAV-02 | \$53.15 |
| 1/2 | 12.5 | R04-A125RAV-02 | \$54.29 |

| Height (in) | Height (mm) | Item Number | MSRP |
|------------------------|-------------|----------------|---------|
| Outside Corners | | | |
| 5/16 | 8.0 | R04-A080RAV-04 | \$14.38 |
| 3/8 | 10.0 | R04-A100RAV-04 | \$14.38 |
| 1/2 | 12.5 | R04-A125RAV-04 | \$14.38 |

| Height (in) | Height (mm) | Item Number | MSRP |
|-----------------------|-------------|----------------|---------|
| Inside Corners | | | |
| 5/16 | 8.0 | R04-A080RAV-08 | \$14.38 |
| 3/8 | 10.0 | R04-A100RAV-08 | \$14.38 |
| 1/2 | 12.5 | R04-A125RAV-08 | \$14.38 |



| Height (in) | Height (mm) | Item Number | MSRP |
|----------------------------------|-------------|----------------|---------|
| Length: 8' 2-1/2" (2.5 m) | | | |
| 5/16 | 8.0 | R04-A080MIB-01 | \$41.17 |
| 3/8 | 10.0 | R04-A100MIB-01 | \$42.50 |
| 1/2 | 12.5 | R04-A125MIB-01 | \$43.42 |

| Height (in) | Height (mm) | Item Number | MSRP |
|------------------------|-------------|----------------|---------|
| Outside Corners | | | |
| 5/16 | 8.0 | R04-A080MIB-04 | \$14.38 |
| 3/8 | 10.0 | R04-A100MIB-04 | \$14.38 |
| 1/2 | 12.5 | R04-A125MIB-04 | \$14.38 |

| Height (in) | Height (mm) | Item Number | MSRP |
|-----------------------|-------------|----------------|---------|
| Inside Corners | | | |
| 5/16 | 8.0 | R04-A080MIB-08 | \$14.38 |
| 3/8 | 10.0 | R04-A100MIB-08 | \$14.38 |
| 1/2 | 12.5 | R04-A125MIB-08 | \$14.38 |

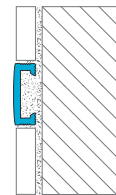


| Height (in) | Height (mm) | Item Number | MSRP |
|----------------------------------|-------------|----------------|---------|
| Length: 8' 2-1/2" (2.5 m) | | | |
| 3/8 | 10.0 | R04-A100MBL-01 | \$34.02 |
| 1/2 | 12.5 | R04-A125MBL-01 | \$34.73 |
| Length: 10' (3.0 m) | | | |
| 3/8 | 10.0 | R04-A100MBL-02 | \$42.50 |

| Height (in) | Height (mm) | Item Number | MSRP |
|------------------------|-------------|----------------|---------|
| Outside Corners | | | |
| 3/8 | 10.0 | R04-A100MBL-04 | \$11.16 |
| 1/2 | 12.5 | R04-A125MBL-04 | \$11.16 |

| Height (in) | Height (mm) | Item Number | MSRP |
|-----------------------|-------------|----------------|---------|
| Inside Corners | | | |
| 3/8 | 10.0 | R04-A100MBL-08 | \$11.16 |
| 1/2 | 12.5 | R04-A125MBL-08 | \$11.16 |





DECORATIVE BORDER PROFILES MADE OF ANODIZED ALUMINUM

visible surface: 1" (25 mm), installation depth: 5/16" (8 mm)

| Height (in) | Height (mm) | Item Number | MSRP |
|---------------------------|-------------|----------------|---------|
| Length: 8' 2-1/2" (2.5 m) | | | |
| 1 | 25.0 | DB1-A250SAT-01 | \$26.58 |

SATIN




| Height (in) | Height (mm) | Item Number | MSRP |
|---------------------------|-------------|----------------|---------|
| Length: 8' 2-1/2" (2.5 m) | | | |
| 1 | 25.0 | DB1-A250PCR-01 | \$36.59 |

POLISHED CHROME




| Height (in) | Height (mm) | Item Number | MSRP |
|---------------------------|-------------|----------------|---------|
| Length: 8' 2-1/2" (2.5 m) | | | |
| 1 | 25.0 | DB1-A250BCR-01 | \$41.91 |

BRUSHED CHROME




| Height (in) | Height (mm) | Item Number | MSRP |
|---------------------------|-------------|----------------|---------|
| Length: 8' 2-1/2" (2.5 m) | | | |
| 1 | 25.0 | DB1-A250SNI-01 | \$27.91 |

SATIN NICKEL




| Height (in) | Height (mm) | Item Number | MSRP |
|---------------------------|-------------|----------------|---------|
| Length: 8' 2-1/2" (2.5 m) | | | |
| 1 | 25.0 | DB1-A250BNI-01 | \$43.22 |

BRUSHED NICKEL




| Height (in) | Height (mm) | Item Number | MSRP |
|---------------------------|-------------|----------------|---------|
| Length: 8' 2-1/2" (2.5 m) | | | |
| 1 | 25.0 | DB1-A250PNI-01 | \$37.90 |

POLISHED NICKEL




| Height (in) | Height (mm) | Item Number | MSRP |
|---------------------------|-------------|----------------|---------|
| Length: 8' 2-1/2" (2.5 m) | | | |
| 1 | 25.0 | DB1-A250SBR-01 | \$26.58 |

SATIN BRASS




| Height (in) | Height (mm) | Item Number | MSRP |
|---------------------------|-------------|----------------|---------|
| Length: 8' 2-1/2" (2.5 m) | | | |
| 1 | 25.0 | DB1-A250BBR-01 | \$41.91 |

BRUSHED BRASS

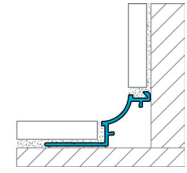


| Height (in) | Height (mm) | Item Number | MSRP |
|---------------------------|-------------|----------------|---------|
| Length: 8' 2-1/2" (2.5 m) | | | |
| 1 | 25.0 | DB1-A250BCU-01 | \$43.22 |

BRUSHED COPPER



COVE PROFILES MADE OF ANODIZED ALUMINUM
two-sided connection




| Height (in) | Height (mm) | Item Number | MSRP |
|---------------------------|-------------|----------------|---------|
| Length: 8' 2-1/2" (2.5 m) | | | |
| 5/16 | 8.0 | CO2-A080SAT-01 | \$29.67 |
| 3/8 | 10.0 | CO2-A100SAT-01 | \$30.89 |
| 1/2 | 12.5 | CO2-A125SAT-01 | \$32.29 |

SATIN




| Height (in) | Height (mm) | Item Number | MSRP |
|-----------------|-------------|---------------|---------|
| Outside Corners | | | |
| Fits all sizes | | CO2-AXXSAT-04 | \$26.01 |
| Inside Corners | | | |
| Fits all sizes | | CO2-AXXSAT-08 | \$26.01 |
| End Cap | | | |
| Fits all sizes | | CO2-AXXSAT-15 | \$15.60 |
| Connector | | | |
| Fits all sizes | | CO2-AXXXXX-14 | \$4.40 |

ACCESSORIES




| Height (in) | Height (mm) | Item Number | MSRP |
|---------------------------|-------------|----------------|---------|
| Length: 8' 2-1/2" (2.5 m) | | | |
| 3/8 | 10.0 | CO2-A100SNI-01 | \$35.59 |
| 1/2 | 12.5 | CO2-A125SNI-01 | \$37.01 |

SATIN NICKEL




| Height (in) | Height (mm) | Item Number | MSRP |
|---------------------------|-------------|----------------|---------|
| Length: 8' 2-1/2" (2.5 m) | | | |
| 3/8 | 10.0 | CO2-A100BNI-01 | \$50.72 |
| 1/2 | 12.5 | CO2-A125BNI-01 | \$52.14 |

BRUSHED NICKEL



| Height (in) | Height (mm) | Item Number | MSRP |
|---------------------------|-------------|----------------|---------|
| Length: 8' 2-1/2" (2.5 m) | | | |
| 5/16 | 8.0 | CO2-A080PCR-01 | \$51.40 |

POLISHED CHROME

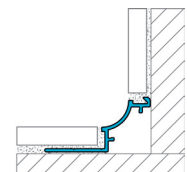


| Height (in) | Height (mm) | Item Number | MSRP |
|---------------------------|-------------|----------------|---------|
| Length: 8' 2-1/2" (2.5 m) | | | |
| 3/8 | 10.0 | CO2-A100BCR-01 | \$47.27 |
| 1/2 | 12.5 | CO2-A125BCR-01 | \$48.67 |

BRUSHED CHROME



COVE PROFILES MADE OF COLOR COATED ALUMINUM
two-sided connection

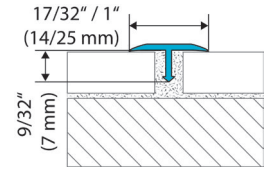


| Height (in) | Height (mm) | Item Number | MSRP |
|---------------------------|-------------|----------------|---------|
| Length: 8' 2-1/2" (2.5 m) | | | |
| 5/16 | 8.0 | CO2-A080BWH-01 | \$31.15 |

BRILLIANT WHITE



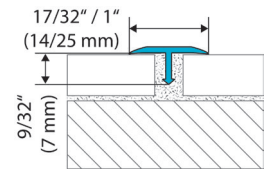
T-SHAPE PROFILES MADE OF ALUMINUM



| Height (in) | Height (mm) | Item Number | MSRP |
|---------------------------|-------------|----------------|---------|
| Length: 8' 2-1/2" (2.5 m) | | | |
| 17/32 | 14.0 | TS1-A147NAT-01 | \$11.21 |
| 1 | 25.0 | TS1-A259NAT-01 | \$18.13 |



T-SHAPE PROFILES MADE OF ANODIZED ALUMINUM



| Height (in) | Height (mm) | Item Number | MSRP |
|---------------------------|-------------|----------------|---------|
| Length: 8' 2-1/2" (2.5 m) | | | |
| 17/32 | 14.0 | TS1-A147SAT-01 | \$11.81 |
| 1 | 25.0 | TS1-A259SAT-01 | \$19.08 |



| Height (in) | Height (mm) | Item Number | MSRP |
|---------------------------|-------------|----------------|---------|
| Length: 8' 2-1/2" (2.5 m) | | | |
| 17/32 | 14.0 | TS1-A147SNI-01 | \$13.81 |
| 1 | 25.0 | TS1-A259SNI-01 | \$22.97 |



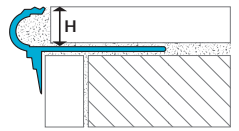
| Height (in) | Height (mm) | Item Number | MSRP |
|---------------------------|-------------|----------------|---------|
| Length: 8' 2-1/2" (2.5 m) | | | |
| 17/32 | 14.0 | TS1-A147SBR-01 | \$12.76 |
| 1 | 25.0 | TS1-A259SBR-01 | \$19.43 |



STAIR NOSING AND TRANSITION PROFILES

PAGE 52 - 55



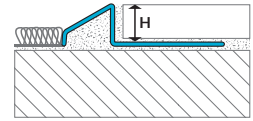


STAIR NOSING PROFILES MADE OF ANODIZED ALUMINUM
with Florentine design

| Height (in) | Height (mm) | Item Number | MSRP |
|----------------------------------|-------------|----------------|---------|
| Length: 8' 2-1/2" (2.5 m) | | | |
| 11/32 | 9.0 | SN1-A090SAT-01 | \$28.93 |
| 7/16 | 11.0 | SN1-A110SAT-01 | \$29.54 |

SATIN





TRANSITION AND COMPENSATION PROFILES MADE OF STAINLESS STEEL 304

| Height (in) | Height (mm) | Item Number | MSRP |
|---------------------------|-------------|----------------|---------|
| Length: 8' 2-1/2" (2.5 m) | | | |
| 5/16 | 8.0 | TR1-E080GLO-01 | \$42.54 |
| 3/8 | 10.0 | TR1-E100GLO-01 | \$46.52 |
| 1/2 | 12.5 | TR1-E125GLO-01 | \$51.62 |

GLOSS



visible width

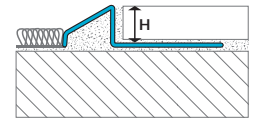
| Height (in) | Height (mm) | Item Number | MSRP |
|---------------------------|-------------|----------------|---------|
| Length: 8' 2-1/2" (2.5 m) | | | |
| 5/16 | 8.0 | TR1-E080BRU-01 | \$65.69 |
| 3/8 | 10.0 | TR1-E100BRU-01 | \$69.78 |
| 1/2 | 12.5 | TR1-E125BRU-01 | \$75.10 |

BRUSHED




visible width

TRANSITION AND COMPENSATION PROFILES MADE OF ANODIZED ALUMINUM



| Height (in) | Height (mm) | Item Number | MSRP |
|---------------------------|-------------|----------------|---------|
| Length: 8' 2-1/2" (2.5 m) | | | |
| 5/16 | 8.0 | TR1-A080SAT-01 | \$18.40 |
| 3/8 | 10.0 | TR1-A100SAT-01 | \$19.34 |
| 1/2 | 12.5 | TR1-A125SAT-01 | \$25.67 |

SATIN



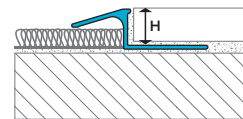
visible width

| Height (in) | Height (mm) | Item Number | MSRP |
|---------------------------|-------------|----------------|---------|
| Length: 8' 2-1/2" (2.5 m) | | | |
| 3/8 | 10.0 | TR1-A100ABB-01 | \$35.86 |

ANTIQUE BRUSHED BRONZE



visible width



TRANSITION AND COMPENSATION PROFILES MADE OF ANODIZED ALUMINUM

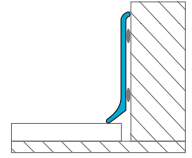
| Height (in) | Height (mm) | Item Number | MSRP |
|---------------------------|-------------|----------------|---------|
| Length: 8' 2-1/2" (2.5 m) | | | |
| 5/16 | 8.0 | TR2-A080SAT-01 | \$19.08 |
| 3/8 | 10.0 | TR2-A100SAT-01 | \$20.39 |
| 1/2 | 12.5 | TR2-A125SAT-01 | \$26.28 |

SATIN



SKIRTING PROFILES
PAGE 56 - 57





SKIRTING PROFILES MADE OF ANODIZED ALUMINUM

with accessories/corners

| Height (in) | Height (mm) | Item Number | MSRP |
|---------------------------|-------------|----------------|---------|
| Length: 8' 2-1/2" (2.5 m) | | | |
| 2-3/8 | 60.0 | SK1-A060SAT-01 | \$27.20 |
| 3-1/8 | 80.0 | SK1-A080SAT-01 | \$33.24 |

| Height (in) | Height (mm) | Item Number | MSRP |
|-----------------|-------------|----------------|--------|
| Outside Corners | | | |
| 2-3/8 | 60.0 | SK1-A060SAT-04 | \$9.94 |
| 3-1/8 | 80.0 | SK1-A080SAT-04 | \$9.94 |

| Height (in) | Height (mm) | Item Number | MSRP |
|----------------|-------------|----------------|--------|
| Inside Corners | | | |
| 2-3/8 | 60.0 | SK1-A060SAT-08 | \$9.94 |
| 3-1/8 | 80.0 | SK1-A080SAT-08 | \$9.94 |

SATIN



OUTSIDE CORNERS



INSIDE CORNERS



| Height (in) | Height (mm) | Item Number | MSRP |
|---------------------------|-------------|----------------|---------|
| Length: 8' 2-1/2" (2.5 m) | | | |
| 2-3/8 | 60.0 | SK1-A060SNI-01 | \$27.20 |
| 3-1/8 | 80.0 | SK1-A080SNI-01 | \$33.24 |

| Height (in) | Height (mm) | Item Number | MSRP |
|-----------------|-------------|----------------|--------|
| Outside Corners | | | |
| 2-3/8 | 60.0 | SK1-A060SNI-04 | \$9.94 |
| 3-1/8 | 80.0 | SK1-A080SNI-04 | \$9.94 |

| Height (in) | Height (mm) | Item Number | MSRP |
|----------------|-------------|----------------|--------|
| Inside Corners | | | |
| 2-3/8 | 60.0 | SK1-A060SNI-08 | \$9.94 |
| 3-1/8 | 80.0 | SK1-A080SNI-08 | \$9.94 |

SATIN NICKEL



OUTSIDE CORNERS



INSIDE CORNERS



| Height (in) | Height (mm) | Item Number | MSRP |
|---------------------------|-------------|----------------|----------|
| Length: 8' 2-1/2" (2.5 m) | | | |
| 2-3/8 | 60.0 | SK1-A060BSL-01 | \$84.07 |
| 3-1/8 | 80.0 | SK1-A080BSL-01 | \$110.28 |

| Height (in) | Height (mm) | Item Number | MSRP |
|-----------------|-------------|----------------|--------|
| Outside Corners | | | |
| 2-3/8 | 60.0 | SK1-A060BSL-04 | \$9.94 |
| 3-1/8 | 80.0 | SK1-A080BSL-04 | \$9.94 |

| Height (in) | Height (mm) | Item Number | MSRP |
|----------------|-------------|----------------|--------|
| Inside Corners | | | |
| 2-3/8 | 60.0 | SK1-A060BSL-08 | \$9.94 |
| 3-1/8 | 80.0 | SK1-A080BSL-08 | \$9.94 |

BRUSHED STAINLESS STEEL LOOK



OUTSIDE CORNERS



INSIDE CORNERS

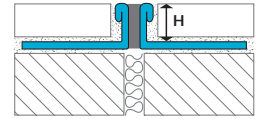


EXPANSION & MOVEMENT JOINT PROFILES
PAGE 58 - 61



EXPANSION & MOVEMENT JOINT PROFILES MADE OF STAINLESS STEEL 304

For thin bed applications. EPDM infill, visible widths:
 5/16" (8 mm), (heights 1/8" - 9/16") / 11/32" (9 mm), (heights 43/64" - 1-3/16")



| Height (in) | Height (mm) | Item Number | MSRP |
|----------------------------------|-------------|----------------|----------|
| Length: 8' 2-1/2" (2.5 m) | | | |
| 1/8 | 3.0 | EJ1-E030GRE-01 | \$73.20 |
| 3/16 | 4.5 | EJ1-E045GRE-01 | \$74.69 |
| 1/4 | 6.0 | EJ1-E060GRE-01 | \$76.21 |
| 5/16 | 8.0 | EJ1-E080GRE-01 | \$77.77 |
| 3/8 | 10.0 | EJ1-E100GRE-01 | \$92.98 |
| 7/16 | 11.0 | EJ1-E110GRE-01 | \$95.28 |
| 1/2 | 12.5 | EJ1-E125GRE-01 | \$95.76 |
| 9/16 | 15.0 | EJ1-E150GRE-01 | \$98.81 |
| 3/4 | 20.0 | EJ1-E200GRE-01 | \$103.11 |
| 1 | 25.0 | EJ1-E250GRE-01 | \$110.25 |
| 1-3/16 | 30.0 | EJ1-E300GRE-01 | \$115.24 |

STAINLESS STEEL W/ GREY INFILL



| Height (in) | Height (mm) | Item Number | MSRP |
|----------------------------------|-------------|----------------|----------|
| Length: 8' 2-1/2" (2.5 m) | | | |
| 1/8 | 3.0 | EJ1-E030LBE-01 | \$73.20 |
| 3/16 | 4.5 | EJ1-E045LBE-01 | \$74.69 |
| 1/4 | 6.0 | EJ1-E060LBE-01 | \$76.21 |
| 5/16 | 8.0 | EJ1-E080LBE-01 | \$77.77 |
| 3/8 | 10.0 | EJ1-E100LBE-01 | \$92.98 |
| 7/16 | 11.0 | EJ1-E110LBE-01 | \$95.28 |
| 1/2 | 12.5 | EJ1-E125LBE-01 | \$95.76 |
| 9/16 | 15.0 | EJ1-E150LBE-01 | \$98.81 |
| 3/4 | 20.0 | EJ1-E200LBE-01 | \$103.11 |
| 1 | 25.0 | EJ1-E250LBE-01 | \$110.25 |
| 1-3/16 | 30.0 | EJ1-E300LBE-01 | \$115.24 |

STAINLESS STEEL W/ LIGHT BEIGE INFILL



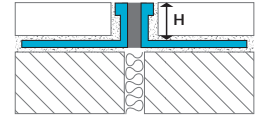
| Height (in) | Height (mm) | Item Number | MSRP |
|----------------------------------|-------------|----------------|----------|
| Length: 8' 2-1/2" (2.5 m) | | | |
| 1/8 | 3.0 | EJ1-E030BLK-01 | \$73.20 |
| 3/16 | 4.5 | EJ1-E045BLK-01 | \$74.69 |
| 1/4 | 6.0 | EJ1-E060BLK-01 | \$76.21 |
| 5/16 | 8.0 | EJ1-E080BLK-01 | \$77.77 |
| 3/8 | 10.0 | EJ1-E100BLK-01 | \$92.98 |
| 7/16 | 11.0 | EJ1-E110BLK-01 | \$95.28 |
| 1/2 | 12.5 | EJ1-E125BLK-01 | \$95.76 |
| 9/16 | 15.0 | EJ1-E150BLK-01 | \$98.81 |
| 3/4 | 20.0 | EJ1-E200BLK-01 | \$103.11 |
| 1 | 25.0 | EJ1-E250BLK-01 | \$110.25 |
| 1-3/16 | 30.0 | EJ1-E300BLK-01 | \$115.24 |

STAINLESS STEEL W/ BLACK INFILL




EXPANSION & MOVEMENT JOINT PROFILES MADE OF ALUMINUM

For thin bed applications. EPDM infill, visible width: 3/8" (10 mm)



| Height (in) | Height (mm) | Item Number | MSRP |
|----------------------------------|-------------|----------------|---------|
| Length: 8' 2-1/2" (2.5 m) | | | |
| 1/8 | 3.0 | EJ1-A030LBE-01 | \$41.93 |
| 3/16 | 4.5 | EJ1-A045LBE-01 | \$42.79 |
| 1/4 | 6.0 | EJ1-A060LBE-01 | \$43.66 |
| 5/16 | 8.0 | EJ1-A080LBE-01 | \$44.55 |
| 3/8 | 10.0 | EJ1-A100LBE-01 | \$46.49 |
| 7/16 | 11.0 | EJ1-A110LBE-01 | \$48.61 |
| 1/2 | 12.5 | EJ1-A125LBE-01 | \$48.43 |
| 9/16 | 15.0 | EJ1-A150LBE-01 | \$50.61 |
| 5/8 | 16.0 | EJ1-A160LBE-01 | \$51.64 |
| 11/16 | 17.5 | EJ1-A175LBE-01 | \$52.04 |
| 3/4 | 20.0 | EJ1-A200LBE-01 | \$54.11 |
| 7/8 | 22.5 | EJ1-A225LBE-01 | \$56.82 |
| 1 | 25.0 | EJ1-A250LBE-01 | \$59.66 |
| 1-3/16 | 30.0 | EJ1-A300LBE-01 | \$62.65 |



ALUMINUM W/
LIGHT BEIGE
INFILL

| Height (in) | Height (mm) | Item Number | MSRP |
|----------------------------------|-------------|----------------|---------|
| Length: 8' 2-1/2" (2.5 m) | | | |
| 1/8 | 3.0 | EJ1-A030GRE-01 | \$41.93 |
| 3/16 | 4.5 | EJ1-A045GRE-01 | \$42.79 |
| 1/4 | 6.0 | EJ1-A060GRE-01 | \$43.66 |
| 5/16 | 8.0 | EJ1-A080GRE-01 | \$44.55 |
| 3/8 | 10.0 | EJ1-A100GRE-01 | \$46.49 |
| 7/16 | 11.0 | EJ1-A110GRE-01 | \$48.61 |
| 1/2 | 12.5 | EJ1-A125GRE-01 | \$48.43 |
| 9/16 | 15.0 | EJ1-A150GRE-01 | \$50.61 |
| 5/8 | 16.0 | EJ1-A160GRE-01 | \$51.64 |
| 11/16 | 17.5 | EJ1-A175GRE-01 | \$52.04 |
| 3/4 | 20.0 | EJ1-A200GRE-01 | \$54.11 |
| 7/8 | 22.5 | EJ1-A225GRE-01 | \$56.82 |
| 1 | 25.0 | EJ1-A250GRE-01 | \$59.66 |
| 1-3/16 | 30.0 | EJ1-A300GRE-01 | \$62.65 |



ALUMINUM W/
GREY INFILL

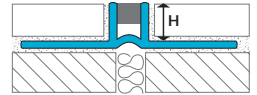
| Height (in) | Height (mm) | Item Number | MSRP |
|----------------------------------|-------------|----------------|---------|
| Length: 8' 2-1/2" (2.5 m) | | | |
| 1/8 | 3.0 | EJ1-A030BLK-01 | \$41.93 |
| 3/16 | 4.5 | EJ1-A045BLK-01 | \$42.79 |
| 1/4 | 6.0 | EJ1-A060BLK-01 | \$43.66 |
| 5/16 | 8.0 | EJ1-A080BLK-01 | \$44.55 |
| 3/8 | 10.0 | EJ1-A100BLK-01 | \$46.49 |
| 7/16 | 11.0 | EJ1-A110BLK-01 | \$48.61 |
| 1/2 | 12.5 | EJ1-A125BLK-01 | \$48.43 |
| 9/16 | 15.0 | EJ1-A150BLK-01 | \$50.61 |
| 5/8 | 16.0 | EJ1-A160BLK-01 | \$51.64 |
| 11/16 | 17.5 | EJ1-A175BLK-01 | \$52.04 |
| 3/4 | 20.0 | EJ1-A200BLK-01 | \$54.11 |
| 7/8 | 22.5 | EJ1-A225BLK-01 | \$56.82 |
| 1 | 25.0 | EJ1-A250BLK-01 | \$59.66 |
| 1-3/16 | 30.0 | EJ1-A300BLK-01 | \$62.65 |



ALUMINUM W/
BLACK INFILL

EXPANSION & MOVEMENT JOINT PROFILES MADE OF HARD-SOFT PVC

For thin bed applications. Visible width: 5/16" (8 mm)



| Height (in) | Height (mm) | Item Number | MSRP |
|----------------------------------|-------------|----------------|---------|
| Length: 8' 2-1/2" (2.5 m) | | | |
| 1/4 | 6.0 | EJ2-P060MUS-01 | \$19.49 |
| 5/16 | 8.0 | EJ2-P080MUS-01 | \$20.00 |
| 3/8 | 10.0 | EJ2-P100MUS-01 | \$20.92 |
| 1/2 | 12.5 | EJ2-P125MUS-01 | \$20.92 |

MUSHROOM



| Height (in) | Height (mm) | Item Number | MSRP |
|----------------------------------|-------------|----------------|---------|
| Length: 8' 2-1/2" (2.5 m) | | | |
| 1/4 | 6.0 | EJ2-P060GRE-01 | \$19.49 |
| 5/16 | 8.0 | EJ2-P080GRE-01 | \$20.00 |
| 3/8 | 10.0 | EJ2-P100GRE-01 | \$20.92 |
| 1/2 | 12.5 | EJ2-P125GRE-01 | \$20.92 |
| 9/16 | 15.0 | EJ2-P150GRE-01 | \$24.25 |

GREY




| Height (in) | Height (mm) | Item Number | MSRP |
|----------------------------------|-------------|----------------|---------|
| Length: 8' 2-1/2" (2.5 m) | | | |
| 1/4 | 6.0 | EJ2-P080GGR-01 | \$20.00 |
| 5/16 | 8.0 | EJ2-P100GGR-01 | \$20.92 |
| 3/8 | 10.0 | EJ2-P125GGR-01 | \$20.92 |
| 1/2 | 12.5 | EJ2-P150GGR-01 | \$24.25 |

GROUT GREY



| Height (in) | Height (mm) | Item Number | MSRP |
|----------------------------------|-------------|----------------|---------|
| Length: 8' 2-1/2" (2.5 m) | | | |
| 1/4 | 6.0 | EJ2-P080RAV-01 | \$20.00 |
| 5/16 | 8.0 | EJ2-P100RAV-01 | \$20.92 |
| 3/8 | 10.0 | EJ2-P125RAV-01 | \$20.92 |
| 1/2 | 12.5 | EJ2-P150RAV-01 | \$24.25 |

RAVEN



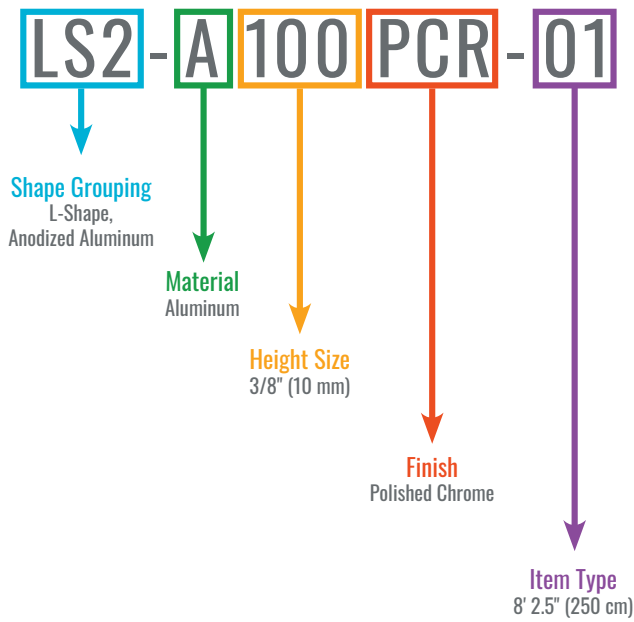
| Height (in) | Height (mm) | Item Number | MSRP |
|----------------------------------|-------------|----------------|---------|
| Length: 8' 2-1/2" (2.5 m) | | | |
| 1/4 | 6.0 | EJ2-P060BLK-01 | \$19.49 |
| 5/16 | 8.0 | EJ2-P080BLK-01 | \$20.00 |
| 3/8 | 10.0 | EJ2-P100BLK-01 | \$20.92 |
| 1/2 | 12.5 | EJ2-P125BLK-01 | \$20.92 |

BLACK



PART NUMBER EXPLANATION & CODES

Part Number Example
LS2-A100PCR-01



Code for Shape Type

| CODE | SHAPE DESCRIPTION |
|------|--|
| LS1 | L-SHAPE EDGE PROFILE MADE OF ALUMINUM |
| LS2 | L-SHAPE EDGE PROFILE MADE OF ANODIZED ALUMINUM |
| LS3 | L-SHAPE EDGE PROFILE MADE OF COLOR COATED ALUMINUM |
| LS4 | L-SHAPE EDGE PROFILE MADE OF TEXTURE COATED ALUMINUM |
| LS5 | L-SHAPE EDGE PROFILE MADE OF STAINLESS STEEL |
| LS6 | L-SHAPE EDGE PROFILE MADE OF PLATED STAINLESS STEEL |
| LS8 | L-SHAPE EDGE PROFILE MADE OF PVC |
| SQ2 | SQUARE EDGE PROFILE MADE OF ANODIZED ALUMINUM |
| SQ3 | SQUARE EDGE PROFILE MADE OF COLOR COATED ALUMINUM |
| SQ4 | SQUARE EDGE PROFILE MADE OF TEXTURE COATED ALUMINUM |
| SQ5 | SQUARE EDGE PROFILE MADE OF STAINLESS STEEL |
| R02 | ROUND EDGE PROFILE MADE OF ANODIZED ALUMINUM |
| R03 | ROUND EDGE PROFILE MADE OF COLOR COATED ALUMINUM |
| R04 | ROUND EDGE PROFILE MADE OF TEXTURE COATED ALUMINUM |
| R05 | ROUND EDGE PROFILE MADE OF STAINLESS STEEL |
| R08 | ROUND EDGE PROFILE MADE OF PVC |

| CODE | SHAPE DESCRIPTION |
|------|---|
| FP1 | FINISHING PROFILES - STYLE 1 (135° INCLINE) |
| DB1 | DECORATIVE BORDER PROFILES - STYLE 1 (1" WIDE) |
| CO2 | COVE PROFILES - STYLE 2 (SINGLE MOUNTING LEG) |
| TS1 | T-SHAPE PROFILES |
| SN1 | STAIR NOSING PROFILE - STYLE 1 (FLORENTINE) |
| SK1 | SKIRTING PROFILE |
| TR1 | TRANSITION PROFILE - STYLE 1 (ABUTTING) |
| TR2 | TRANSITION PROFILE - STYLE 2 (OVERHANGING) |
| EJ1 | EXPANSION & MOVEMENT JOINT PROFILE - STYLE 1 (7/16" WIDE) |
| EJ2 | EXPANSION & MOVEMENT JOINT PROFILE - STYLE 2 (3/16" WIDE) |

PART NUMBER EXPLANATION & CODES

Code for Material Type

| CODE | TYPE OF MATERIAL |
|------|---------------------|
| A | ALUMINUM |
| E | STAINLESS STEEL 304 |
| M | BRASS |
| P | PVC |

Code for Profile Height

| CODE | INCHES | MILLIMETERS |
|------|--------|-------------|
| 020 | 5/64 | 2.0 |
| 030 | 1/8 | 3.0 |
| 045 | 3/16 | 4.5 |
| 060 | 1/4 | 6.0 |
| 070 | 9/32 | 7.0 |
| 080 | 5/16 | 8.0 |
| 090 | 11/32 | 9.0 |
| 100 | 3/8 | 10.0 |
| 110 | 7/16 | 11.0 |
| 120 | 15/32 | 12.0 |
| 125 | 1/2 | 12.5 |
| 150 | 9/16 | 15.0 |
| 160 | 5/8 | 16.0 |
| 175 | 11/16 | 17.5 |
| 200 | 3/4 | 20.0 |
| 210 | 13/16 | 21.0 |
| 225 | 7/8 | 22.5 |
| 250 | 1 | 25.0 |
| 300 | 1-3/16 | 30.0 |

Code for Part Type

| CODE | PART DESCRIPTION |
|------|-----------------------|
| 01 | 8'-2.5" PROFILE |
| 02 | 10' PROFILE |
| 04 | OUTSIDE CORNER |
| 08 | INSIDE CORNER |
| 11 | INSIDE/OUTSIDE CORNER |
| 14 | ENDCAP |
| 15 | CONNECTOR |

FINISH AND COLOR SWATCHES & CODES

STAINLESS STEEL

GLOSS
GLO



BRUSHED
BRU



CHROME
PLATED
CRP



GOLD GLOSS
GLG



BLACK GLOSS
BLG



ALUMINUM

NATURAL
NAT



ANODIZED ALUMINUM

SATIN
SAT



POLISHED
CHROME
PCR



BRUSHED
CHROME
BCR



SATIN NICKEL
SNI



POLISHED
NICKEL
PNI



BRUSHED
NICKEL
BNI




BRUSHED
STAINLESS
STEEL LOOK
BSL



SATIN BRASS
SBR



BRUSHED
BRASS
BBR



BRUSHED
COPPER
BCU



ANTIQUE
BRUSHED
BRONZE
ABB



BRUSHED
GRAPHITE
BGR



HIGH GLOSS
BLACK
HGB



BRUSHED
HIGH GLOSS
BLACK
BBL



Finishes and color swatches are guides only. LATICRETE does not warrant color matching to this color chart or to any color guide produced. Actual shade and texture will depend on job site conditions, lighting, installation techniques and types/color of the product used, and may vary from the finishes/colors shown. Verify actual appearance and compatibility before installing. No claims for color shade variations will be honored. The colors and finishes shown may not be available in all profile materials, shapes, and sizes. Contact customer service or your LATICRETE Sales Representative for confirmation.

FINISH AND COLOR SWATCHES & CODES







































COLOR COATED ALUMINUM, TEXTURED COATED ALUMINUM, AND PVC FINISHES

| | | | | | |
|---------------------------|---|------------------------------------|--|---------------------|---|
| BRILLIANT WHITE BWH |  | MATTE BRILLIANT WHITE MBW |  | BRIGHT WHITE BRW |  |
| SAUTERNE SAU |  | FOSSIL FOS |  | IRON IRO |  |
| LIGHT PEWTER LIP |  | ALMOND ALM |  | SILK SIL |  |
| ANTIQUE WHITE ANW |  | IVORY IVO |  | MUSHROOM MUS |  |
| WALNUT WAL |  | SAND PEBBLE SPE |  | BUTTER CREAM BUC |  |
| TOASTED ALMOND TAL |  | MARBLE BEIGE MBE |  | LATTE LAT |  |
| PARCHMENT PAR |  | SAND BEIGE SAB |  | DESERT KHAKI DKH |  |
| GREIGE GRG |  | HEMP HEM |  | LIGHT BEIGE LBE |  |
| HOT COCOA HOC |  | TERRA COTTA TEC |  | QUARRY RED QUR |  |
| CHESTNUT BROWN CBR |  | ESPRESSO ESP |  | MOCHA MOC |  |
| AUTUMN GREEN AUG |  | TWILIGHT BLUE TWB |  | PLATINUM PLA |  |





Finishes and color swatches are guides only. LATICRETE does not warrant color matching to this color chart or to any color guide produced. Actual shade and texture will depend on job site conditions, lighting, installation techniques and types/color of the product used, and may vary from the finishes/colors shown. Verify actual appearance and compatibility before installing. No claims for color shade variations will be honored. The colors and finishes shown may not be available in all profile materials, shapes, and sizes. Contact customer service or your LATICRETE Sales Representative for confirmation.

FINISH AND COLOR SWATCHES & CODES

COLOR COATED ALUMINUM, TEXTURED COATED ALUMINUM, AND PVC FINISHES CONTINUED

| | | | | | |
|--|---|---|---|---|---|
| SLATE GREY SLG  |  | FROSTY FRO FRO  |  | MINK MIN MIN  |  |
| MANHATTAN GREY MHG  |  | SILVER SHADOW SIS  |  | STEAMSHIP STE  |  |
| SMOKE GREY SMG  |  | STORMY GREY SGR  |  | GROUT GREY GGR  |  |
| STERLING SILVER STS  |  | NATURAL GREY NAG  |  | STONE GREY STG  |  |
| SANDSTONE SAS  |  | DUSTY GREY DUG  |  | RAVEN RAV  |  |
| MIDNIGHT BLACK MIB  |  | BLACK BROWN BLB  |  | MATTE BLACK MBL  |  |
| BLACK BLK  |  | | | | |

INFILL COLORS FOR EXPANSION & MOVEMENT JOINT PROFILES

| | | | | | |
|---|---|--|---|---|---|
| LIGHT BEIGE LBE  |  | GREY GRE  |  | BLACK BLK  |  |
|---|---|--|---|---|---|

Finishes and color swatches are guides only. LATICRETE does not warrant color matching to this color chart or to any color guide produced. Actual shade and texture will depend on job site conditions, lighting, installation techniques and types/color of the product used, and may vary from the finishes/colors shown. Verify actual appearance and compatibility before installing. No claims for color shade variations will be honored. The colors and finishes shown may not be available in all profile materials, shapes, and sizes. Contact customer service or your LATICRETE Sales Representative for confirmation.

PROFILES MATERIAL CHARACTERISTICS & MAINTENANCE

STAINLESS STEEL 304

The ultimate in durability, stainless steel exhibits superior resistance to a range of chemicals including diluted acids and alkalis. Caution should be exercised to prevent contact with hydrochloric acid. Always use tools specifically designed for cutting stainless steel and avoid cross-contamination from other ferrous materials. Prompt removal of burrs is imperative to mitigate the risk of potential flash rusting. For applications where superior corrosion and chemical resistance are necessary, stainless steel profiles are available in grade 316L.



ALUMINUM

Engineered for balanced strength and resilience, natural aluminum profiles are designed to excel in a range of applications. The material's adaptability and sleek appearance make it a popular choice. Natural aluminum profiles are sensitive to alkaline chemicals found in cementitious mortars and grouts resulting in oxidation spots that are very difficult to remove. Immediately after installation, remove any mortar or grout residue from visible surfaces using soap and clean water. For regular maintenance, opt for pH-neutral cleaning solutions and avoid the use of acidic or abrasive cleaners.



ANODIZED ALUMINUM

Anodizing is a surfacing technique that elevates aluminum profiles to new heights of visual appeal. With an array of popular finishes, anodized aluminum can transform ordinary spaces, however, they are sensitive to scratches and potential discoloration when exposed to alkaline chemicals found in cementitious mortars and grouts. Immediately after installation, remove any mortar or grout residue from visible surfaces using soap and clean water. For regular maintenance, opt for pH-neutral cleaning solutions and avoid the use of acidic or abrasive cleaners.



COLOR AND TEXTURE COATED ALUMINUM

The pinnacle in design and color selection, color-coated profiles have a sleek glossy finish while texture-coated have an elegant textured matte surface. Both use a specialized powder coating process that produces durable, UV-stable, and good chemical-resistant profiles but they can be susceptible to scratches. Immediately after installation, remove any mortar or grout residue from visible surfaces using soap and clean water. For regular maintenance, opt for pH-neutral cleaning solutions and avoid the use of acidic or abrasive cleaners.



BRASS

Designed for durability, brass exudes timeless elegance. While it naturally develops a charming patina over time, its beauty remains unmatched. In humid or damp areas or when subject to aggressive cleaning, oxidation will increase, and staining may occur. For those seeking to restore its lustrous shine, specialized cleaning pastes are available, ensuring your brass profiles maintain their exquisite allure. Immediately after installation, remove any mortar or grout residue from visible surfaces using soap and clean water. For regular maintenance, opt for pH-neutral cleaning solutions and avoid the use of acidic or abrasive cleaners.



PVC

Ideal for use in areas subject to light impact and minimal wear, PVC profiles are for indoor applications only. PVC profiles offer moderate chemical resistance against diluted acids and alkalis including chlorinated water. Consistent UV exposure may cause fading and color differences. Immediately after installation, remove any mortar or grout residue from visible surfaces using soap and clean water. For regular maintenance, opt for pH-neutral cleaning solutions and avoid the use of acidic or abrasive cleaners.



- When laying and grouting metal profiles and trims (aluminum, stainless steel and brass), adhesive and grouting materials must be removed immediately with fresh clear water and a soft, non-scratching sponge in order to avoid corrosion damage to the profiles.
- Do not use acidic (e.g. cement residue remover) or alkaline cleaning agents in combination with all metal profiles.
- Clean with clear water and dry a linen cloth.

SERVICE TERMS

ORDER PLACEMENT

- Purchases for LATICRETE Profiles & Trims **must be placed on a separate purchase order** and cannot be combined on purchase orders with other LATICRETE products.
- Purchase orders are accepted via EDI and E-Mail at ProfileOrders@laticrete.com.
- Purchase orders must contain the following:
 1. Purchase order number (required)
 2. Ship to full name, address and phone number
 3. Purchasing agent contact name and phone number
 4. LATICRETE item numbers, quantity, unit of measure & unit price
 5. Customer requested ship date if needed
 6. Detailed shipping instructions or special requests (ex. Next day air, lift gate)

PAYMENT TERMS

- Follow existing customer specific payment terms.
- Past due accounts are subject to a 1.5% per month charge and will be placed on Collect on Delivery, or Collect in Advance.

DELIVERY TERMS

- Orders returned to LATICRETE due to Customer’s inability to accept or unload are subject to re-consignment, detention or holding fees to be charged back to the customer
- FOB LATICRETE Plant

SPECIAL ORDER, CUSTOM OR ANYCOLOR ITEMS

- A written purchase order is required.
- Special order, Custom or AnyColor items are not cancelable or returnable.
- Special Order, Custom or AnyColor orders ship directly to Distributor and may not be picked-up or drop shipped to end user.

SHIPPING / FREIGHT CHARGES

Standard Freight (Best Method)

| Order Value | Up to \$500 | \$500-\$999 | \$1000-\$1999 | \$2000-\$2999 | >\$3000 |
|----------------------|----------------------|-----------------------|------------------------|------------------------|---------|
| Standard Freight Fee | \$50 USD \$75 CAD | \$75 USD \$100 CAD | \$100 USD \$150 CAD | \$125 USD \$200 CAD | Free |

Express Freight

| Order Value | Up to \$500 | \$500-\$999 | \$1000-\$1999 | \$2000-\$2999 | >\$3000 |
|----------------------|------------------------|---------------------------|------------------------|---------------------------|--------------------|
| Next Day Freight Fee | \$150 USD \$200 CAD | \$225 USD \$300 CAD | \$300 USD | \$375 USD | Priced at Shipment |
| 2nd Day Freight Fee | \$115 USD \$150 CAD | \$172.50 USD \$225 CAD | \$230 USD \$300 CAD | \$278.50 USD \$400 CAD | Priced at Shipment |

- LATICRETE Profiles & Trims ship with Standard Freight Fee (Best Method) unless otherwise noted on purchase order.
- Fees for Standard and Express Freight order value calculated based on published MSRP price.
- LATICRETE Profiles & Trims will always ship via LATICRETE’s preferred carrier prepaid freight. Freight is charged to the order accordingly.
- 10’ profiles are not eligible for Standard Freight Fee Rates and are priced at the time of order placement.
- Third-party and drop-ship orders are subject to an additional 10% handling fee.
- Orders received by 11am will ship the same day.
- Orders received after 11am will ship the following business day.
 - Shipping windows start when order is released from any holds and are subject to product availability.
 - Holidays and weekends are excluded from calculations.
 - LATICRETE does not provide unloading equipment for shipments.

SERVICE TERMS CONTINUED

CHANGES TO PURCHASE ORDERS PLACED

- **Additions** of another item or quantity from existing purchase orders must be made to Customer Service via email at ProfileOrders@laticrete.com, additions will be processed as a separate order.
- **Removal/Cancellations** for same day shipments are not available.
- **Change requests** after purchase orders are processed are very limited and will not be possible after the order has been released to the shipping department. If possible, the ship date will be “reset” to ship the next business day.
 - May be subject to a 10% fee & carrier cancellation fee (carrier cancellation fees ranging from \$250-\$350) if picked, packed and/or scheduled.

BACKORDERS

- Communicated to customers via automatic electronic backorder notifications email.
- Once the backorder becomes available, items will ship via freight prepaid.
- All backorders will remain open unless requested to cancel via email to the customer service department at ProfileOrders@laticrete.com.

CLAIMS / RETURNS

- LATICRETE shall not accept any returns unless specifically authorized in writing, which may be granted or withheld in LATICRETE's sole and absolute discretion.
- Claims submission about shortages, overages, or damages are required to be reported to Customer Service at ProfileOrders@laticrete.com. within 72 hours from receipt of shipment, any claims made after 72 hours of receipt will be denied.
- Claims require the following information:
 1. Purchase order number
 2. LATICRETE item #
 3. Quantity
 4. Reason for claim
 - a. **If damaged claim** – Must provide a supporting photo(s) of the damaged product, a copy of the delivery receipt noting damage, and must note damage on the carrier's copy of the delivery receipt.
 - b. **If shortage claim** – Receiver must sign the carrier's copy of the delivery receipt noting shortage of the product.
 - c. **If wrong product received** – Must provide a supporting photo(s) of the product received. The Customer Service Department will send you an RMA for the wrong product and enter a new order to be shipped as soon as possible.
 5. Any returns exceeding a total of \$5K are subject to review prior to the issuance of a return material authorization back to LATICRETE (RMA). Return authorizations expire if not returned within 30 days of issuance.

6. Returns are subject to the lowest invoice price charged

7. Customer is responsible for cost of freight on returns

All Credits are subject to approval and will be issued as an A/R credit

RETURN GUIDELINES

- Material returns require an RMA/RGA request for a return #
- Return request must contain the following information for processing:
 1. Purchase order number
 2. LATICRETE item number
 3. Quantity
 4. Reason for return
- No restocking fee for returns requested within 72 hours from invoice date
- 30% restocking fee applies for returns greater than 72 hours from invoice date.
- 10% additional restocking fee applies if repackaging or rework is required.
- 100% restocking fee applies for any return product that is identified as scrap.
- Returns denied if:
 - Greater than 3 months from invoice date
 - Discontinued or obsolete material
 - Damaged or expired material
- Customer is responsible for cost of freight on returns.
- No Credit or Refund will be given on any returned product that is identified as scrap.

NOTIFICATIONS

- Electronic Order Confirmation, Shipping & Backorder Acknowledgments are available, contact Customer Service at ProfileOrders@laticrete.com to request or update your contact information.
- Electronic invoices are available, contact Accounts Receivable at LaticreteAR@laticrete.com to request or update existing contacts.
- For any of your customer service needs relating to LATICRETE Profiles & Trims, please contact customer service at ProfileOrders@laticrete.com.
- Terms and conditions are subject to change. Please contact your Sales or Customer Service Representative for the latest version.

COMPLIANCE

You shall comply with all laws, rules, orders and regulations of governmental authorities applicable to the sale of products by LATICRETE to customer, including all applicable anti-corruption and export control laws of the United States and any other jurisdiction applicable to your activities.

Create a Cohesive Look.

Choose from 40 popular colors to coordinate LATICRETE® Profiles & Trims, Grouts, and Caulks & Sealants.



Natural
Calming
and Sophisticated



Earthy
Grounding
and Charming



Coastal
Dramatic
and Tranquil


- | | | |
|-------------------|--------------------|-------------------|
| | | |
| 44 Bright White | 18 Sauterne | 93 Fossil |
| | | |
| 97 Iron | 90 Light Pewter | 85 Almond |
| | | |
| 03 Silk | 23 Antique White | 39 Mushroom |
| | | |
| 94 Walnut | 81 Butter Cream | 52 Toasted Almond |
| | | |
| 17 Marble Beige | 40 Latte | 61 Parchment |
| | | |
| 30 Sand Beige | 56 Desert Khaki | 27 Hemp |
| | | |
| 57 Hot Cocoa | 58 Terra Cotta | 46 Quarry Red |
| | | |
| 66 Chestnut Brown | 59 Espresso | 35 Mocha |
| | | |
| 67 Autumn Green | 53 Twilight Blue | 42 Platinum |
| | | |
| 91 Slate Grey | 09 Frosty | 95 Mink |
| | | |
| 88 Silver Shadow | 96 Steamship | 89 Smoke Grey |
| | | |
| 87 Stormy Grey | 78 Sterling Silver | 24 Natural Grey |
| | | |
| 34 Sandstone | 60 Dusty Grey | 45 Raven |
| | | |
| 22 Midnight Black | | |



**GROUT
COLOR**

Take Your Design to the Edge™

*Now offering
Profiles & Trims!*



One Source. Limitless Capabilities.

With an extensive selection of shapes, sizes, and finishes for profiles and trims, we make it even easier for you to find a complete system solution from the substrate up. Unlock a world of possibilities with LATICRETE.



Learn more at
laticrete.com/profiles
or scan for more information.





For more information
visit laticrete.com/profiles