

For representation of actual size, enlarge CAD drawing 333% on a photocopier.

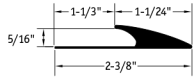
We've identified Color Foundations neutrals in the following way: **WB** (warm beige), **CB** (cool beige), **WG** (warm grey), **CG** (cool grey), **B** (black), **W** (white).

ColorMatch:
For available colors, reference ColorMatch, located in the Essentials Palette.

EDGE GUARDS

EG-XX-G

5/16" material to floor.

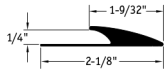


5/16

0

EG-XX-H

1/4" material to floor.

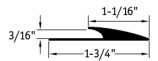


1/4

0

EG-XX-J

3/16" material to floor.

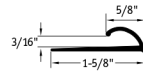


3/16

0

EG-XX-K

3/16" material to floor.

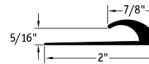


3/16

0

EG-XX-L

5/16" material to floor.



5/16

0

EG-XX-W

3/8" material to floor.



3/8

0