

PROSKIRTING CHANNEL is the new innovative skirting designed with an integrated system for plasterboard walls, and devised to create a skirting flush to the wall with decorative inner grooves for a modern and contemporary touch.

PROSKIRTING CHANNEL

ANODIZED, BRUSHED, VARNISHED ALUMINIUM



SUPPORT/ PERFORATED BASE - ANODIZED SILVER ALUM.
thermo packed - bar length 2 lm - pack. 20 Pcs - 40 lm

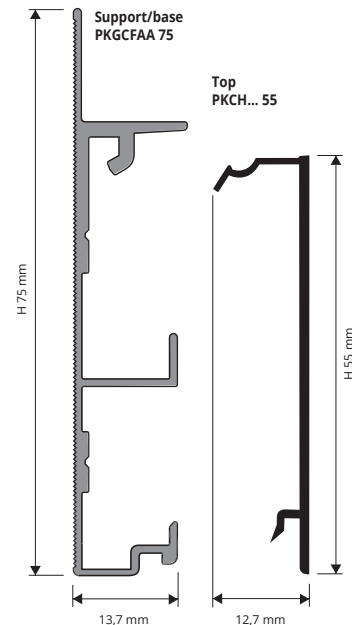
Article	H mm
PKGCFAA 75	75

ORDER THE SUPPORT AND THE TOP YOU WISH

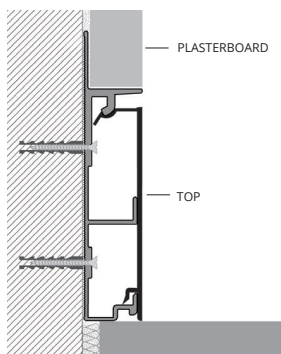
VISIBLE TOP - ANODIZED, BRUSHED, WHITE VARNISHED ALUM.
thermo packed bar length 2 lm - pack. 20 Pcs - 40 lm

Article	H mm
PKCHAA 55	55
PKCHBS 55	55
PKCHA 55-01	55

On demand may be realised in other finishes of the colour chart.
Contact our customer service for minimum quantity, timing and price.



EXAMPLES OF LAYING for instructions see the product below



EXTERNAL CORNER - ANODIZED, BRUSHED, WHITE VARNISHED ALUM. - pack. 5 Pcs

Article	H mm
REPCHAA 55/5	55
REPCHBS 55/5	55
REPCHA 55-01/5	55




END CAPS - ANODIZED, BRUSHED, WHITE VARNISHED ALUM. - pack. 10 Pcs

Article	H mm
TPKCHAA 55/10	60
TPKCHBS 55/10	60
TPKCHA 55-01/10	60



COLOURS



PROSKIRTING FLAT is the new innovative skirting designed with an integrated system for plasterboard walls, and devised to create a skirting flush to the wall for a modern and contemporary touch.

PROSKIRTING FLAT

ANODIZED, BRUSHED, VARNISHED ALUMINIUM



SUPPORT/ PERFORATED BASE - ANODIZED SILVER ALUM.
thermo packed - bar length 2 lm - pack. 20 Pcs - 40 lm

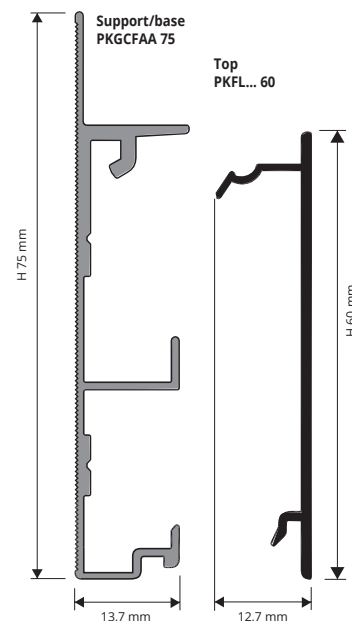
Article	H mm
PKGCFAA 75	75

ORDER THE SUPPORT AND THE TOP YOU WISH

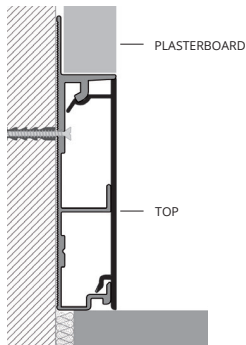
VISIBLE TOP - ANODIZED, BRUSHED, WHITE VARNISHED ALUM.
thermo packed - bar length 2 lm - pack. 20 Pcs - 40 lm

Article	H mm
PKFLAA 60	60
PKFLBS 60	60
PKFLA 60-01	60

On demand may be realised in other finishes of the colour chart.
Contact our customer service for minimum quantity, timing and price.



EXAMPLES AND INSTRUCTIONS FOR LAYING METHODS



EXTERNAL CORNER - ANODIZED, BRUSHED, WHITE VARNISHED ALUM. - pack. 5 Pcs

Article	H mm
REPFLAA 60/5	60
REPFLBS 60/5	60
REPFLA 60-01/5	60



END CAPS - ANODIZED, BRUSHED, WHITE VARNISHED ALUM. - pack. 10 Pcs

Article	H mm
TPKFLAA 60/10	60
TPKFLBS 60/10	60
TPKFLA 60-01/10	60



COLOURS



1. Fix the substrate/perforated base to the wall before laying the plasterboard, calculating all the heights and distances. 2. Lay the plasterboard aligning the lower part flush to the "PROSKIRTING CHANNEL" and/or FLAT. 3. Plaster and carry out the surface finishing on the plasterboard. 4. Choose the required Top "PROSKIRTING CHANNEL" and/or FLAT finish, cut and lay the profile fitting the lower part and then the upper part by pressing gently. **IMPORTANT:** Pay attention to the external edges of the aluminium Proskirting. They must be protected against agents such as adhesives and sealants and against grinding or scraping actions.

= News 2021

= Production on demand with minimum quantity of 100 Pcs. Production delay 4/5 weeks. Price to be agreed