

**PROJOLLY** is a rounded bead profile in polished, super polished, sanded and satin finish stainless steel AISI 304/1.4301-V2A that can be applied on external corners of coverings. It can be used to close the perimeter of coverings and like a connection profile between step tread and riser of stairs coated with ceramic or natural stone tiles. Its particular section, the availability in three different finishes and special pieces such as internal and external corners, end caps and joints make **PROJOLLY** a much sought-after profile that allows a workmanlike application even in environments subject to high mechanical stresses.

# PROJOLLY

POLISHED, SUPER POLISHED, SANDED AND SATIN FINISH STAINLESS STEEL AISI 304/1.4301-V2A



**POLISHED STAINLESS STEEL AISI 304/1.4301-V2A with protective film**  
bar length 2,7 lm - pack. 20 Pcs - 54 lm - 10/10 mm

Article	H mm		
PJAC 06	6		
PJAC 08	8		
PJAC 10	10		
PJAC 11	11		
PJAC 125	12,5		
PJAC 15	15		

**SUPER POLISHED STAINLESS ST. AISI 304/1.4301-V2A**  
thermo packed - bar length 2,7 lm - pack. 20 Pcs  
54 lm - 10/10 mm



Article	H mm		
PJACML 06	6	*	
PJACML 08	8		
PJACML 10	10		
PJACML 11	11	*	
PJACML 125	12,5		
PJACML 15	15	*	

SUITABLE FOR USE IN CONTACT WITH FOODSTUFFS.



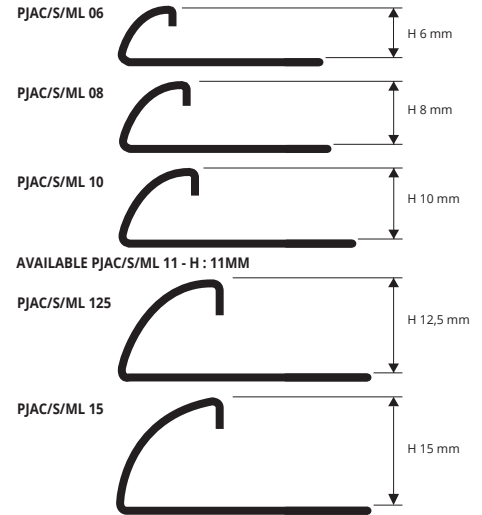
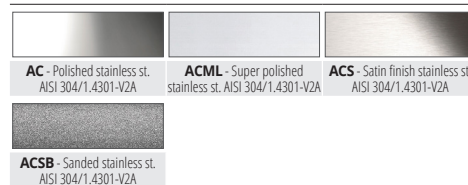
**SATIN FINISH STAINLESS ST. AISI 304/1.4301-V2A with protective film**  
bar length 2,7 lm - pack. 20 Pcs - 54 lm - 10/10 mm

Article	H mm		
PJACS 06	6		
PJACS 08	8		
PJACS 10	10		
PJACS 11	11		
PJACS 125	12,5		
PJACS 15	15		

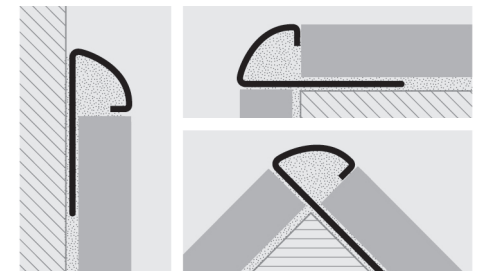
**SANDED STAINLESS INOX AISI 304/1.4301-V2A with protective film**  
bar length 2,7 ml - pack. 20 Pcs 54 lm - 10/10 mm

Article	H mm		
PJACSB 08	8	*	
PJACSB 10	10		
PJACSB 125	12,5		

### COLOURS



### EXAMPLES AND INSTRUCTIONS FOR LAYING METHODS



1. Choose "PROJOLLY" according to the tile thickness and desired finish.
2. Cut "PROJOLLY" to the desired length and apply the adhesive on the support where the profile will be laid.
3. Press the anchoring flange of "PROJOLLY" into the adhesive.
4. Lay the tiles, aligning them with the profile leaving a 2 mm joint. Remove immediately all remains of adhesive from the surface of the profile.
5. Fill the joints between the profile and the tiles with grout, in order to avoid water stagnation. Remove immediately all the remains of grout from the surface of the profile.

## CAPSULES, END CAPS and THREE-WAYS JOINTS

POLISHED, SUPER POLISHED AND SATIN FINISH STAINLESS ST. AISI 304/1.4301-V2A / PLASTIC

### CAPSULES and END CAPS - POLISHED STAINLESS ST. AISI 304/1.4301-V2A

Article	H mm	Pack 10 Pcs	Pack 2 Pcs
CPJAC 06/... (ext.)	6		
IPJAC 06/... (int.)	6		
CPJAC 08/... (ext.)	8		
IPJAC 08/... (int.)	8		
CPJAC 10/... (ext.)	10		
IPJAC 10/... (int.)	10		
CPJAC 11/... (ext.)	11		
IPJAC 11/... (int.)	11		
CPJAC 125/... (ext.)	12,5		
IPJAC 125/... (int.)	12,5		
CPJAC 15/... (ext.)	15		
IPJAC 15/... (int.)	15		
TPJAC 06-08-10-11-125-15-.../...			

Choose the desired packaging: E.g.: CPJAC .../10 (Pack 10 Pcs)  
CPJAC .../2 (Pack 2 Pcs)

### CAPSULES and END CAPS - SATIN FINISH STAINLESS ST. AISI 304/1.4301-V2A

Article	H mm	Pack 10 Pcs	Pack 2 Pcs
CPJACS 06/... (ext.)	6		
IPJACS 06/... (int.)	6		
CPJACS 08/... (ext.)	8		
IPJACS 08/... (int.)	8		
CPJACS 10/... (ext.)	10		
IPJACS 10/... (int.)	10		
CPJACS 11/... (ext.)	11		
IPJACS 11/... (int.)	11		
CPJACS 125/... (ext.)	12,5		
IPJACS 125/... (int.)	12,5		
CPJACS 15/... (ext.)	15		
IPJACS 15/... (int.)	15		
TPJACS 06-08-10-11-125-15-.../...			

Choose the desired packaging: E.g.: CPJACS .../10 (Pack 10 Pcs)  
CPJACS .../2 (Pack 2 Pcs)

### CAPSULES - SUPER POLISHED STAINLESS ST. AISI 304/1.4301-V2A

Article	H mm	Pack 10 Pcs	Pack 2 Pcs
CPJACML 06/... (ext.)	6		*
IPJACML 06/... (int.)	6		*
CPJACML 08/... (ext.)	8		
IPJACML 08/... (int.)	8		
CPJACML 10/... (ext.)	10		
IPJACML 10/... (int.)	10		
CPJACML 11/... (ext.)	11		*
IPJACML 11/... (int.)	11		*
CPJACML 125/... (ext.)	12,5		
IPJACML 125/... (int.)	12,5		
CPJACML 15/... (ext.)	15		*
IPJACML 15/... (int.)	15		*

Choose the desired packaging: E.g.: CPJACML .../10 (Pack 10 Pcs)  
CPJACML .../2 (Pack 2 Pcs)


### JOINTS - PLASTIC

Article	H mm	Pack 10 Pcs	Pack 2 Pcs
GIJAC 06/...	6		
GIJAC 08/...	8		
GIJAC 10/...	10		
GIJAC 11/...	11		
GIJAC 125/...	12,5		
GIJAC 15/...	15		

Choose the desired packaging: E.g.: GIJAC .../10 (Pack 10 Pcs)  
GIJAC .../2 (Pack 2 Pcs)

### CAPSULES - SANDED STAINLESS INOX AISI 304/1.4301-V2A

Article	H mm	Pack 10 Pcs	Pack 2 Pcs
CPJACSB 08/... (ext.)	8		*
IPJACSB 08/... (int.)	8		*
CPJACSB 10/... (ext.)	10		
IPJACSB 10/... (int.)	10		
CPJACSB 125/... (ext.)	12,5		
IPJACSB 125/... (int.)	12,5		



\* = Production on demand with minimum quantity of 100 pcs. Production delay 4/5 weeks. Price to be agreed