

**CENTURA**

**LEMMY**  
SHINING DESIGN

**MIRAGE<sup>®</sup>**  
Porcelain. Design. Sustainability



LEMMY  
SHINING DESIGN

**MIRAGE**<sup>®</sup>  
Porcelain.Design.Sustainability

## Facciamo la nostra parte per vincere la sfida più importante.

Mirage® ha intrapreso da anni un percorso volto alla riduzione dell' impatto ambientale e alla sicurezza dei propri prodotti.

Ma questo non basta, la salvaguardia del pianeta e delle persone richiede l'impegno di tutti.

È nelle scelte quotidiane, sia personali che di business, che ognuno di noi può adottare atteggiamenti consapevoli per contribuire alla propria salute ed alla tutela dell'ambiente.

## Noi ci siamo.... E tu? #IAMREADY

Scopri di più su  
[mirage.it](http://mirage.it)

### We are doing our part to win the toughest challenge facing us.

For many years Mirage® has directed its efforts into reducing its impact on the environment and into product safety.

But it is not enough; protecting the planet and people requires everyone's dedication.

It is in the everyday choices, both personal and business, that each of us can adopt an aware behaviour to contribute to our own health and protection of the environment.

### We are ready... Are you? #IAMREADY

Find out more  
[mirage.it](http://mirage.it)



### SICUREZZA | SAFETY

Le superfici Mirage® sono inospitali a funghi, muffe e batteri e soprattutto prive di sostanze pericolose per la salute.

**NO PIOMBO**  
**NO FORMALDEIDE**  
**NO SILICATO DI ZIRCONIO**  
**NO BENZILBUTILFTALATO**  
**NO VOC**  
**NO RADON**

Mirage® products are resistant to fungi, moulds and bacteria and most importantly free from substances hazardous to health.

**NO LEAD**  
**NO FORMALDEHYDE**  
**NO ZIRCONIUM SILICATE**  
**NO BUTYL BENZYL PHTHALATE**  
**NO COV**  
**NO RADON**

### CARTA | PAPER

## 1592 tons

di carta riciclata solo nell'ultimo anno.  
Come contribuire a salvare un bosco di 4000 alberi.

of paper recycled in the last year.  
Equivalent to saving a forest of 4,000 trees.



### PLASTICA | PLASTIC

## 386 tons

di plastica riciclata nell'ultimo anno:  
un beneficio paragonabile all'eliminazione di circa 350 automobili dalla circolazione.

of plastic recycled in the last year:  
a benefit comparable to the elimination of around 350 cars from the roads.



### ACQUA | WATER

## 10,5%

Riduzione del consumo idrico negli ultimi 3 anni.

Reduction in water consumption in the last 3 years.

## 100%

Riutilizzo delle acque reflue nel ciclo produttivo.

Reuse of the waste water in the production cycle.



### RIFIUTI | WASTE

## 98,6%

Scarti crudi riciclati all'interno del ciclo produttivo.

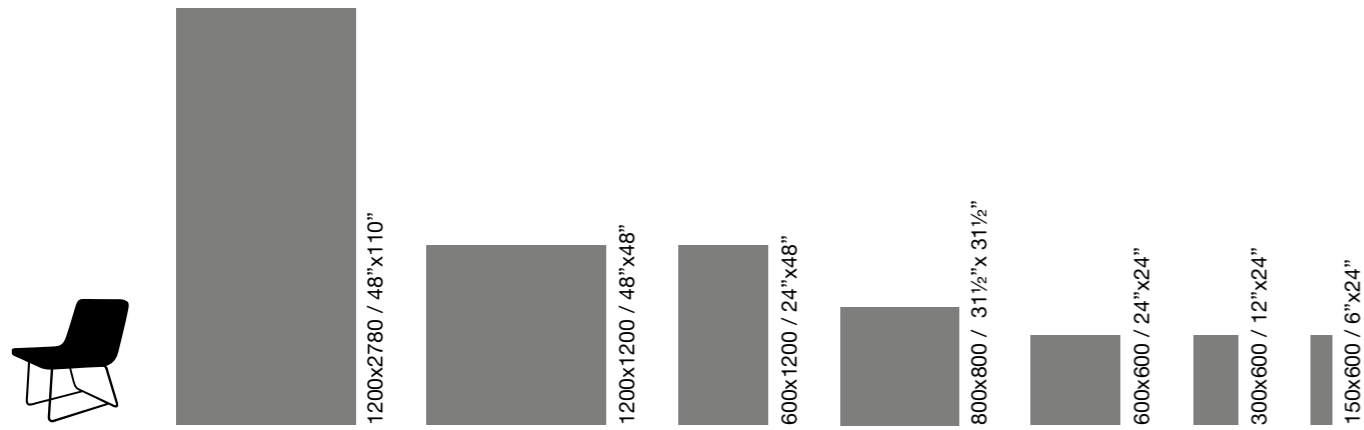
Of raw waste recycled within the production cycle.

## -15,9%

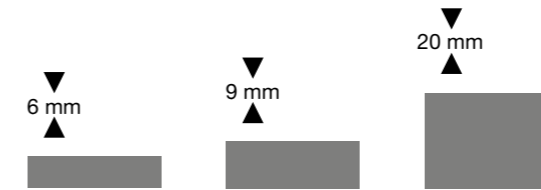
Riduzione di rifiuti negli ultimi 2 anni.

Reduction of waste in the last two years.

**SIZES**



**THICKNESSES**



**FINISHES**

- SPAZZOLATA
- NATURALE
- STROTTORATA



**LY01**  
**PALLADIUM**

**LY02**  
**NIMBUS**

**LY03**  
**EXCALIBUR**

**LY09**  
**KING**

**LY04**  
**VENOM**

**LY05**  
**AFTERGLOW**

**LY08**  
**PUMPKIN**

**LY07**  
**INDIO**

**LY06**  
**VIRIDIUM**

FRESH BLUE



INDIO

LY07 SP 600x1200 / 24"x48"



WALL . INDIO LY07 SP 600x1200 / 24"x48"

FLOOR . AFTERGLOW LY05 SP 150x600 / 6"x24"

**INTENSE COTTO**



**PUMPKIN**

**LY08 SP 600x1200 / 24"x48"**



**WALL . PUMPKIN LY08 SP 600x1200 / 24"x48"**

WALL . PUMPKIN LY08 SP 600x1200 / 24"x48"  
FLOOR . NIMBUS LY02 SP 600x600 / 24"x24"  
SHOWER . NIMBUS LY02 SP 1200x2780 / 48"x110"



CLEAR AND BRIGHT



PALLADIUM

LY01 SP 1200x2780 / 48"x110"



FLOOR . PALLADIUM LY01 SP 600x1200 / 24"x48"  
TOP TABLE . JEWELS GIÒIA WHITE JW13 LUC





WALL . PALLADIUM LY01 SP 1200x2780 / 48"x110"  
FLOOR . PALLADIUM LY01 SP 600x600 / 24"x24"  
BENCH . JEWELS RAYMI JW16 LUC



WALL . PALLADIUM LY01 SP 1200x2780 / 48"x110"  
FLOOR . EXCALIBUR LY03 SP 1200x1200 / 48"x48"  
COUNTER . VENOM LY04 SP 1200x2780 / 48"x110"



LIGHT GREY



NIMBUS

LY02 SP 1200x2780 / 48"x110"



WALL . NIMBUS LY02 SP 1200x2780 / 48"x110"




FLOOR .  
NIMBUS LY02 SP 600x1200 / 24"x48"

TABLE .  
JEWELS MOONLESS JW17 LUC  
162x3240 / 63<sup>3</sup>/<sub>4</sub>"x127<sup>1</sup>/<sub>2</sub>"



WALL . NIMBUS LY02 CRYSTAL SP 1200x2780 / 48"x110"

FLOOR . BLUES EGØ VINTAGE BL 04 NAT NØT RECT 300X300 / 12"x12"



**SILVER GREY**



**EXCALIBUR**

**LY03 SP 1200x2780 / 48"x110"**



**FLOOR . EXCALIBUR LY03 SP 1200x1200 / 48"x48"**

WALL . EXCALIBUR LY03 SP 1200x2780 / 48"x110"



WALL . NORR GRÅ RR02 NAT 1200x2780 / 48"x110"  
FLOOR . EXCALIBUR LY03 SP 1200x1200 / 48"x48"  
BENCH . NORR GRÅ RR02 NAT

FL99R . EXCALIBUR LY03 SP 800X800 / 31<sup>1</sup>/<sub>2</sub>"X31<sup>3</sup>/<sub>4</sub>"







WALL . NIMBUS LY02 SP 150x600 / 6"x24"  
FLOOR . EXCALIBUR LY03 SP 600x600 / 24"x24"



DEEP GREY



KING

LY09 SP 1200x1200 / 48"x48"



WALL . KING LY 09 SP 1200X2780 / 48"X110"

BENCH . JEWELS GIOIA WHITE JW 13 LOC 1200X2780 / 48"X110"

WALL . KING LY 09 SP 1200X2780 / 48"X110"  
FLOOR . JÜRUPA CAMP JP 04 200X1200 / 8"X48"



WALL . KING LY 09 150X600 / 6"X24"



FLOOR . KING LY 09 SP 800X800 / 31 $\frac{1}{2}$ "X31 $\frac{1}{2}$ "  
COUNTERTOP . KING LY 09 SP 1200X2780 / 48"X110"



FLOOR . KING LY 09 SP 800X800 / 31½"X31½"

COUNTERTOP . MASTER JP 03 SP 200X1200 / 8"X48"



VELVET DARK



VENOM

LY04 SP 1200x2780 / 48"x110"




WALL . VENOM LY04 SP 1200x2780 / 48"x110"

FLOOR . JURUPA WILD JP05 NAT 200x1200 / 8"x48"



WALL . ALLORE POPPY 1+2 1200x2780 / 48"x110"  
FLOOR . VENOM LY04 SP 600x600 / 24"x24"  
BENCH. VIRIDIUM LY06 - INDIO LY07 - EXCALIBUR LY03



LIGHT GOLD



AFTERGLOW

LY05 SP 1200x2780 / 48"x110"



WALL . AFTERGLOW LY05 SP PLUME 300x300 / 12"x12"

VANITY TOP . JEWELS GIOIA WHITE JW13 LUC





WALL . AFTERGLOW LY05 SP 1200x2780 / 48"x110"





WALL .  
AFTERGLOW LY05 SP 600x1200 / 24"x48"

FLOOR .  
JURUPA MASTER JP03 NAT 200x1200 / 8"x48"

BENCH .  
VENOM LY04 SP

**SOFT GREEN**



**VIRIDIUM**

**LY06 SP 600x1200 / 24"x48"**



**FLOOR . VIRIDIUM LY06 SP 600x1200 / 24"x48"**

**TABLE . NIMBUS LY02 SP 1200x2780 / 48"x110"**



WALL .  
NIMBUS LY02 SP 1200x2780 / 48"x110"

FLOOR .  
VIRIDIUM LY06 SP 600x1200 / 24"x48"

TABLE .  
NIMBUS LY02 SP

COUNTER .  
JURUPA CAMP JP04 NAT 200x1200 / 8"x48"

# PALLADIUM LY01

6 mm  
1200x2780 / 48"x110"  
SP SQ

9 mm  
1200x1200 / 48"x48"  
SP SQ

600x1200 / 24"x48"  
SP SQ

800x800 / 31½"x 31½"  
SP SQ

600x600 / 24"x24"  
SP SQ - NAT SQ

300x600 / 12"x24"  
SP SQ - NAT SQ

150x600 / 6"x24"  
SP SQ

Tutti i formati in 9 mm NAT sono realizzati con la tecnologia PERFORMA.  
All 9 mm NAT sizes are produced with PERFORMA technology.

#### Stucchi consigliati Recommended grouts

KERAKOLL	02 Grigio Luce	
MAPEI	111 Grigio Argento	
LATICRETE	88 Silver Shadow	

Shade variation



Substantial variation



# NIMBUS LY02

6 mm  
1200x2780 / 48"x110"  
SP SQ

9 mm  
1200x1200 / 48"x48"  
SP SQ

600x1200 / 24"x48"  
SP SQ

800x800 / 31½"x 31½"  
SP SQ

600x600 / 24"x24"  
SP SQ - NAT SQ

300x600 / 12"x24"  
SP SQ - NAT SQ

150x600 / 6"x24"  
SP SQ

Tutti i formati in 9 mm NAT sono realizzati con la tecnologia PERFORMA.  
All 9 mm NAT sizes are produced with PERFORMA technology.

20 mm  
EVO 2/e

800x800 / 31½"x 31½"  
SP SQ

#### Stucchi consigliati Recommended grouts

KERAKOLL	03 Grigio Perla	
MAPEI	110 Manhattan	
LATICRETE	89 Smoke Grey	

Shade variation



Substantial variation



# EXCALIBUR LY03

6 mm  
1200x2780 / 48"x110"  
SP SQ

9 mm  
1200x1200 / 48"x48"  
SP SQ

600x1200 / 24"x48"  
SP SQ

800x800 / 31½"x 31½"  
SP SQ

600x600 / 24"x24"  
SP SQ - NAT SQ

300x600 / 12"x24"  
SP SQ - NAT SQ

150x600 / 6"x24"  
SP SQ

Tutti i formati in 9 mm NAT sono realizzati con la tecnologia PERFORMA.  
All 9 mm NAT sizes are produced with PERFORMA technology.

20 mm  
800x800 / 31½"x 31½"  
SP SQ

Stucchi consigliati  
Recommended grouts

KERAKOLL	04 Grigio Ferro
MAPEI	112 Grigio Medio
LATICRETE	78 Sterling Silver

Shade variation



Substantial variation



# KING LY09

6 mm  
1200x2780 / 48"x110"  
SP SQ

9 mm  
1200x1200 / 48"x48"  
SP SQ

600x1200 / 24"x48"  
SP SQ

800x800 / 31½"x 31½"  
SP SQ

600x600 / 24"x24"  
SP SQ - NAT SQ

300x600 / 12"x24"  
SP SQ - NAT SQ

150x600 / 6"x24"  
SP SQ

Tutti i formati in 9 mm NAT sono realizzati con la tecnologia PERFORMA.  
All 9 mm NAT sizes are produced with PERFORMA technology.

20 mm  
800x800 / 31½"x 31½"  
SP SQ

Stucchi consigliati  
Recommended grouts

KERAKOLL	05 Antracite
MAPEI	114 Antracite
LATICRETE	45 Raven

Shade variation



Substantial variation



# VENOM LY04

6 mm  
1200x2780 / 48"x110"  
SP SQ

9 mm  
1200x1200 / 48"x48"  
SP SQ

600x1200 / 24"x48"  
SP SQ

800x800 / 31½"x 31½"  
SP SQ

600x600 / 24"x24"  
SP SQ - NAT SQ

300x600 / 12"x24"  
SP SQ - NAT SQ

150x600 / 6"x24"  
SP SQ

Tutti i formati in 9 mm NAT sono realizzati con la tecnologia PERFORMA.  
All 9 mm NAT sizes are produced with PERFORMA technology.

20 mm  
800x800 / 31½"x 31½"  
SP SQ

Stucchi consigliati  
Recommended grouts

KERAKOLL	05 Antracite	
MAPEI	114 Antracite	
LATICRETE	45 Raven	

Shade variation



Substantial variation



# AFTERGLOW LY05

6 mm  
1200x2780 / 48"x110"  
SP SQ

9 mm  
1200x1200 / 48"x48"  
SP SQ

600x1200 / 24"x48"  
SP SQ

800x800 / 31½"x 31½"  
SP SQ




600x600 / 24"x24"  
SP SQ - NAT SQ

300x600 / 12"x24"  
SP SQ - NAT SQ

150x600 / 6"x24"  
SP SQ

Tutti i formati in 9 mm NAT sono realizzati con la tecnologia PERFORMA.  
All 9 mm NAT sizes are produced with PERFORMA technology.

Stucchi consigliati  
Recommended grouts

KERAKOLL	03 Grigio Perla	
MAPEI	110 Manhattan	
LATICRETE	89 Smoke Grey	

Shade variation



Substantial variation



**VIRIDIUM**  
LY06

9 mm

600x1200 / 24"x48"  
SP SQ

600x600 / 24"x24"  
SP SQ

300x600 / 12"x24"  
SP SQ

150x600 / 6"x24"  
SP SQ



**Stucchi consigliati**  
Recommended grouts

KERAKOLL	05 Antracite	
MAPEI	114 Antracite	
LATICRETE	45 Raven	

Shade variation



Substantial variation

**INDIO**  
LY07

9 mm

600x1200 / 24"x48"  
SP SQ

600x600 / 24"x24"  
SP SQ

300x600 / 12"x24"  
SP SQ

150x600 / 6"x24"  
SP SQ



**Stucchi consigliati**  
Recommended grouts

KERAKOLL	05 Antracite	
MAPEI	114 Antracite	
LATICRETE	45 Raven	

Shade variation



Substantial variation



**PUMPKIN**  
**LY08**

9 mm

600x1200 / 24"x48"  
SP SQ

600x600 / 24"x24"  
SP SQ

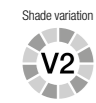
300x600 / 12"x24"  
SP SQ

150x600 / 6"x24"  
SP SQ



**Stucchi consigliati**  
Recommended grouts

KERAKOLL	04 Grigio Ferro
MAPEI	112 Grigio Medio
LATICRETE	78 Sterling Silver



Substantial variation

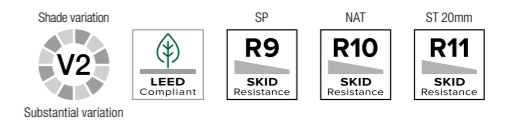
FLOOR . PUMPKIN LY 08 SP 600X600 / 24"X24"





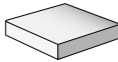















**RIASSUNTIVO FORMATI E IMBALLI**  
**SUMMARY OF SIZES AND PACKAGING**  
**ÜBERSICHT ÜBER FORMATE UND VERPACKUNGEN**  
**RÉCAPITULATIF FORMATS ET EMBALLAGES**  
**SINÓPTICO DE FORMATOS Y EMBALAJES**  
**规格和包装概述**

	150x600 6"x24"	300x600 12"x24"	600x600 24"x24"	800x800 31½"x31½"	600x1200 24"x48"	1200x1200 48"x48"	1200x2780 48"x110"	Crystal 1200x2780 48"x110"	800x800 31½"x31½"	Mosaico 36T* 300x300 12"x12"	Plume 300x300 12"x12"	Foliage 323x305 12¾"x12"			
	FORMATI - SIZES							DECORI - DECORS							
Spessore - Thickness	9 mm			9 mm		9 mm		9 mm		6 mm		20 mm			
Superficie - Surface	SP SQ		SP SQ	NAT SQ	SP SQ		NAT SQ	SP SQ	SP SQ	SP SQ	ST SQ	SP	SP	SP	
Palladium LY 01	AR5V	UR56	AQQ8	UP94	AQP9	AHZ9	UQ03	ADY2	US07	-	-	ADC6	ADF0	ADD4	
Nimbus LY 02	AR5W	UR57	AQQ9	UP95	AQQ0	AIA0	UQ04	ADY5	US08	ADM1	A	ADC7	ADF1	ADD5	
Excalibur LY 03	AR5X	UR58	AQR0	UP96	AQQ1	AIA1	UQ05	ADY6	US09	-	A	ADC8	ADF2	ADD6	
King LY 09	AFZ3	AFZ2	AQR6	AFZ1	AQQ7	AIA4	AFZ4	AHG6	AHG1	-	A	AIC5	AID7	AID8	
Venom LY 04	AR5Y	UR59	AQR1	UP97	AQQ2	AIA2	UQ06	ADY7	US10	-	A	ADC9	ADF3	ADD7	
Afterglow LY 05	AR5Z	UR60	AQR2	UP98	AQQ3	AIA3	UQ07	ADY8	US11	-	-	ADD0	ADF4	ADD8	
Viridium LY 06	AR6A	UR61	-	UP99	-	-	UQ08	-	-	-	-	ADD1	ADF5	ADD9	
Indio LY 07	ADM5	UR62	-	UQ01	-	-	UQ10	-	-	-	-	ADD2	ADF6	ADE0	
Pumpkin LY 08	AR6B	UR63	-	UQ02	-	-	UQ11	-	-	-	-	ADD3	ADF7	ADE1	
<b>Peso lordo per scatola</b> Gross weight per box Bruttogewicht pro Karton Poids brut par boîte Peso bruto por caja Вес брутто коробки	26,92	26,18	22,50	27,36	32,29	61,56	Please refer to: <b>mirage.it</b>					-	-	-	-
<b>Pezzi per scatola</b> Pieces for box Stück pro Karton Pièces pour boîte Piezas por caja Штук в коробке	14	7	3	2	2	2						1	6	6	6
<b>mq. scatola</b> mq. box mq. Karton mq. boîte mq. caja кв.м в коробке	1,26	1,26	1,08	1,28	1,44	2,88						-	-	-	-
<b>Scatole / full pallet</b> Boxes / full pallet Stück / volle Palette Pièces / palette complete Cajas / pallet completo Коробок в паллете	40	40	40	48	35	16						-	-	-	-
<b>mq./pallet</b>	50,40	50,40	43,20	53,76	50,40	46,08						-	-	-	-

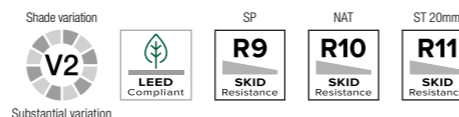
A: Disponibile - Available  
 \* Decoro su rete - Mesh-backed decoration  
 SP: Spazzolata



**RIASSUNTIVO FORMATI E IMBALLI**  
**SUMMARY OF SIZES AND PACKAGING**  
**ÜBERSICHT ÜBER FORMATE UND VERPACKUNGEN**  
**RÉCAPITULATIF FORMATS ET EMBALLAGES**  
**SINÓPTICO DE FORMATOS Y EMBALAJES**  
**规格和包装概述**

									
	Battiscopa 72x600 2 <sup>7</sup> / <sub>8</sub> "x24"	Battiscopa 72x800 2 <sup>7</sup> / <sub>8</sub> "x32"	Gradino B Ang. 330x330 13 <sup>1</sup> / <sub>8</sub> "x13 <sup>1</sup> / <sub>8</sub> "	330x600 13 <sup>1</sup> / <sub>8</sub> "x24"	330x1200 13 <sup>1</sup> / <sub>8</sub> "x48"	300x600 12"x24"	300x1200 12"x48"	Gradino G 300x600 12"x24"	
<b>Spessore - Thickness</b>									
<b>Superficie - Surface</b>		SP	SP	SP	SP	SP	SP	SP	SP
	Palladium LY 01	<b>ADB8</b>	<b>ALG7</b>	<b>ACX0</b>	<b>ACX8</b>	<b>ACY6</b>	<b>ACZ4</b>	<b>ADA2</b>	<b>ADB0</b>
	Nimbus LY 02	<b>ADB9</b>	<b>ALG8</b>	<b>ACX1</b>	<b>ACX9</b>	<b>ACY7</b>	<b>ACZ5</b>	<b>ADA3</b>	<b>ADB1</b>
	Excalibur LY 03	<b>ADC0</b>	<b>ALG9</b>	<b>ACX2</b>	<b>ACY0</b>	<b>ACY8</b>	<b>ACZ6</b>	<b>ADA4</b>	<b>ADB2</b>
	King LY 09	<b>AIQ9</b>	<b>ALH2</b>	<b>AIQ3</b>	<b>AIQ4</b>	<b>AIQ5</b>	<b>AIQ6</b>	<b>AIQ8</b>	<b>AIQ7</b>
	Venom LY 04	<b>ADC1</b>	<b>ALH0</b>	<b>ACX3</b>	<b>ACY1</b>	<b>ACY9</b>	<b>ACZ7</b>	<b>ADA5</b>	<b>ADB3</b>
	Afterglow LY 05	<b>ADC2</b>	<b>ALH1</b>	<b>ACX4</b>	<b>ACY2</b>	<b>ACZ0</b>	<b>ACZ8</b>	<b>ADA6</b>	<b>ADB4</b>
	Viridium LY 06	<b>ADC3</b>	-	<b>ACX5</b>	<b>ACY3</b>	<b>ACZ1</b>	<b>ACZ9</b>	<b>ADA7</b>	<b>ADB5</b>
	Indio LY 07	<b>ADC4</b>	-	<b>ACX6</b>	<b>ACY4</b>	<b>ACZ2</b>	<b>ADA0</b>	<b>ADA8</b>	<b>ADB6</b>
	Pumpkin LY 08	<b>ADC5</b>	-	<b>ACX7</b>	<b>ACY5</b>	<b>ACZ3</b>	<b>ADA1</b>	<b>ADA9</b>	<b>ADB7</b>
	<b>Pezzi per scatola</b> Pieces for box Stück pro Karton Pièces pour boîte Piezas por caja Штук в коробке	10	10	4	4	2	7	4	7

A: Disponibile - Available  
 \* Decoro su rete - Mesh-backed decoration  
 SP: Spazzolata



# PERFORMA

## TECHNOLOGY

Mirage PERFORMA è la tecnologia in grado di unire alle prestazioni più elevate il massimo grado di ricerca estetica.

Le lastre Mirage PERFORMA si caratterizzano infatti per un effetto particolarmente morbido al tatto, garantendo un elevato coefficiente di scivolosità.

Mirage PERFORMA is a technology able to combine top performance with the very best in style research.

The hallmark of Mirage PERFORMA slabs is their particularly soft, smooth feel, with high slip resistance ratings.

ADVANTAGES/VANTAGGI



La superficie delle collezioni PERFORMA è particolarmente morbida e vellutata al tatto.

The surface of the PERFORMA collections are particularly soft and smooth to the touch.



PERFORMA garantisce un'elevata resistenza allo scivolamento, con coefficiente di scivolosità R10 A+B.

Performa guarantees excellent slip resistance, with a R10 A+B rating.


















Nessuna rinuncia nell'estetica, che rimane ricca e dettagliata.

And the style remains richly detailed.

Per saperne di più | More information  
[www.mirage.it](http://www.mirage.it)

STANDARD EN 14411 - G

	<b>CARATTERISTICHE TECNICHE</b> TECHNICAL DATA TECHNISCHE DATEN CARACTERÍSTICAS TÉCNICAS CARACTERÍSTICAS TÉCNICAS ТЕХНИЧЕСКИЕ ХАРАКТЕРИСТИКИ 技术特征	<b>NORMA</b> STANDARD NORM NORME NORMA ЗНАЧЕНИЯ СТАНДАРТА 标准	<b>VALORI PRESCRITTI DALLE NORME EN 14411 - G</b> INTERNATIONAL STANDARDS EN 14411 - G INTERNATIONALE NORMWERTE EN 14411 - G VALEURS PREVUES PAR LES NORMES EN 14411 - G VALORES PREVISTOS POR LAS NORMAS EN 14411 - G ПРЕДУСМОТРЕННЫЕ СТАНДАРТОМ EN 14411-G EN 14411 - G标准规定值	<b>*VALORE MEDIO MIRAGE</b> MIRAGE AVERAGE VALUE MIRAGE MITTELWERT VALEURS MOYEN MIRAGE VALOR MEDIO MIRAGE СРЕДНЕЕ ЗНАЧЕНИЕ MIRAGE MIRAGE平均值		
	<b>CARATTERISTICHE DIMENSIONALI</b> - SIZE CHARACTERISTICS - MASSEIGENSCHAFTEN DETERMINATION DES CARACTERISTIQUES DIMENSIONNELLES - CARACTERÍSTICAS DIMENSIONALES - РАЗМЕРНЫЕ ХАРАКТЕРИСТИКИ - 尺寸特征					
	<b>LATI</b> SIDES - SEITEN COTES - CANTOS РАЗМЕРЫ СТОРОН - 側邊	EN ISO 10545-2	± 0,3% MAX (± 1,0 mm MAX)	CONFORME COMPLYING		
	<b>SPESSORE</b> THICKNESS - DICKE EPAISSEUR - ESPESOR ТОЛЩИНА - 厚度	EN ISO 10545-2	± 5,0% MAX (± 0,5 mm MAX)	CONFORME COMPLYING		
	<b>RETTILINEITÀ DEGLI SPIGOLI</b> STRAIGHTNESS OF SIDES - GERADLINIGKEIT DER KANTEN RECTITUDE DES ARETES - RECTIDUD DE LOS CANTOS КОСОУГОЛЬНОСТЬ - 边角平直度	EN ISO 10545-2	± 0,3% MAX (± 0,8 mm MAX)	CONFORME COMPLYING		
	<b>ORTOGONALITÀ</b> RECTANGULARITY - RECHTWINKLIGKEIT PERPENDICULARITÉ - ORTOGONALIDAD КРИВИЗНА СТОРОН - 直角度	EN ISO 10545-2	± 0,3% MAX (± 1,5 mm MAX)	CONFORME COMPLYING		
	<b>PLANARITÀ</b> SURFACE FLATNESS - EBENFLÄCHIGKEIT PLANEITE DE SURFACE - PLANEIDAD КРИВИЗНА ЛИЦЕВОЙ ПОВЕРХНОСТИ - 平整度	EN ISO 10545-2	± 0,4% MAX (± 1,8 mm MAX)	CONFORME COMPLYING		
	<b>ASSORBIMENTO D'ACQUA</b> WATER ABSORPTION - WASSERAUFNAHME ABSORPTION D'EAU - ABSORCIÓN DE AGUA ВОДОПОГЛОЩЕНИЕ - 吸水率	EN ISO 10545-3	≤ 0,5%	≤ 0,1%		
	<b>RESISTENZA ALLA FLESSIONE</b> FLEXION RESISTANCE - BIEGEFESTIGKEIT RESISTENCIA A LA FLEXIÓN - RESISTENCIA A LA FLEXIÓN ПРЕДЕЛ ПРОЧНОСТИ ПРИ ИЗГИБЕ - 抗弯强度	EN ISO 10545-4	S ≥ 700 N (< 7,5 mm) S ≥ 1.300 N (> 7,5 mm)  R ≥ 35 N/mm <sup>2</sup> .	≠ 6 mm: S ≥ 1.100 N R ≥ 48 N/mm <sup>2</sup> ≠ 9 mm: S ≥ 2.400 N R ≥ 48 N/mm <sup>2</sup> ≠ 20 mm: S ≥ 12.500 N R ≥ 48 N/mm <sup>2</sup>		
	<b>RESISTENZA ALL'URTO</b> IMPACT RESISTANCE - STOSSFESTIGKEIT RESISTANCE AUX CHOCES - RESISTENCIA A LOS GOLPES УДАРОСТОЙКОСТЬ - 抗冲击强度	EN ISO 10545-5	VALORE DICHIARATO DECLARED VALUE	> 0,80		
	<b>RESISTENZA ALL'ABRASIONE</b> ABRASION RESISTANCE - ABRIEFESTIGKEIT RESISTANCE A L'ABRASION - RESISTENCIA A LA ABRASIÓN СТОЙКОСТЬ К ИСТИРАНИЮ - 耐磨强度	EN ISO 10545-6	≤ 175 mm <sup>3</sup>	< 150 mm <sup>3</sup>		
	<b>COEFFICIENTE DI DILATAZIONE TERMICA LINEARE</b> COEFFICIENT OF LINEAR THERMAL-EXPANSION - LINEARER WÄRMEAUDEHNUNGSKOEFFIZIENT COEFFICIENT DE DILATATION THERMIQUE LINEAIRE - COEFICIENTE DE DILATACIÓN TÉRMICA LINEAL КОЭФФИЦИЕНТ ЛИНЕЙНОГО ТЕРМИЧЕСКОГО РАСШИРЕНИЯ - 线性热膨胀系数	EN ISO 10545-8	—	α=6,6x10 <sup>-6</sup> °C <sup>-1</sup>		
	<b>RESISTENZA AGLI SBALZI TERMICI</b> RESISTANCE TO THERMAL SHOCKS - BESTÄNDIGKEIT GEGEN TEMPERATURSCHWANKUNGEN RESISTANCE AUX CHOCES THERMIQUES - RESISTENCIA A LOS CHOQUES TÉRMICOS СТОЙКОСТЬ К ПЕРПАДАМ ТЕМПЕРАТУРЫ - 耐热突变性	EN ISO 10545-9	TEST SUPERATO SECONDO EN ISO 10545-1 PASS ACCORDING EN ISO 10545-1	NESSUN DANNO NO DAMAGE		
	<b>RESISTENZA AL GELO</b> FROST RESISTANCE - FROSTBESTÄNDIGKEIT RESISTANCE AU GEL - RESISTENCIA AL HIELO МОРОЗОСТОЙКОСТЬ - 耐冻性	EN ISO 10545-12	TEST SUPERATO SECONDO EN ISO 10545-1 PASS ACCORDING EN ISO 10545-1	NESSUN DANNO NO DAMAGE		
	<b>RESISTENZA ALL'ATTACCO CHIMICO</b> RESISTANCE TO CHEMICALS - CHEMIKALIENBESTÄNDIGKEIT RESISTANCE A L'ATTAQUE CHIMIQUE - RESISTENCIA QUÍMICA ХИМИЧЕСКАЯ СТОЙКОСТЬ - 耐化学品作用	EN ISO 10545-13	B MIN.	A LA HA		
	<b>RESISTENZA ALLE MACCHIE</b> RESISTANCE TO STAINS - FLECKENBESTÄNDIGKEIT RESISTANCE AUX TACHES - RESISTENCIA A LAS MANCHAS УСТОЙЧИВОСТЬ К ПЯТНООБРАЗОВАНИЮ - 防污性	EN ISO 10545-14	VALORE DICHIARATO DECLARED VALUE	5		
	<b>CESSIONE DI PIOMBO E CADMIO</b> LEAD AND CADMIUM DISCHARGE - ABGABE VON BLEI UND CADMIUM PERTE DE PLOMB ET CADMIUM - CESIÓN DE PLOMO Y CADMIO ВЫДЕЛЕНИЕ СВИНЦА И КАДМИЯ - 铅和镉的排放	EN ISO 10545-15	VALORE DICHIARATO DECLARED VALUE	< AL LIMITE DI RILEVAMENTO < THAN INSTRUMENT LIMIT		
			SP	NAT	ST (20 mm)	
		DM. 236/89 BCRA	> 0,40	0,40	0,40	-
		ASTM C1028	SCOF > 0,60	0,60	0,60	-
		ANSI A137.1	Wet DCOF > 0,42	0,42	0,42	-
		AS 4586:2013	-	P2	-	-
		BS7976 - Gom.45 - Slid.96	Dry -	-	-	-
		BS7976 - Gom.45 - Slid.96	Wet -	-	-	-
		BS7976 - Gom.TRL - Slid.55	Dry -	-	-	-
		BS7976 - Gom.TRL - Slid.55	Wet -	-	-	-
		DIN 51130	-	R9	R10	R11
		DIN 51097	-	-	A+B	A+B+C
		ENV 12633	≥ CL1	-	-	-
		BS 7976	≥ 36	-	-	-

Per i certificati specifici, contattare Mirage SpA - For specific certificates, please contact Mirage SPA - Für die speziellen Zertifikate wenden Sie sich bitte an Mirage SpA - Pour les certificats spécifiques, veuillez contacter Mirage SPA  
Para los certificados específicos, contactar Mirage SPA - Для сертификатов обращайтесь в компанию Mirage SpA - 关于具体的证书, 请联系Mirage Spa公司



Made in Italy

www.mirage.it



Mirage.it

Mirageit

Mirage Granito Ceramico S.p.a.

41026 - Pavullo (MO) ITALY - Via Giardini Nord, 225
Tel. +39 0536 29611 - Fax +39 0536 21065
info@mirage.it - www.mirage.it

Mirage Project Point

20121 - Milano ITALY
Via Marsala, 7
Tel. +39 02 65560879

projectpoint-mi@mirage.it
www.mirageprojectpoint.com/milano

Mirage USA INC.

618 Grassmere Park Dr - Suite 1-2
Nashville - Tennessee (TN) - 37211
Ph. +1 615 834 3888
TAX ID: 75 2773306

info@mirageusa.net
www.mirageusa.net

Mirage Project Point Dubai

Building 7 - Ground Floor
d3 Dubai Design District
United Arab Emirates
Ph. +971 4 554 3944
Licence No. 93659

projectpoint-uae@mirage.it
www.mirageprojectpoint.com/dubai